

Spiders (Arachnida: Aranei) of Azerbaijan 4. Fauna of Naxçivan

Пауки (Arachnida: Aranei) Азербайджана 4. Фауна Нахичевани

Yuri M. Marusik¹, Elchin F. Guseinov² & Halid A. Aliev²
 Ю.М. Марусик¹, Э.Ф. Гусейнов², Х.А. Алиев²

¹ Institute for Biological problems of the North, Portovaya Str. 18, Magadan, 685000 Russia. Email: yurmar@mail.ru

Институт биологических проблем Севера, ДВО РАН, ул. Портовая 18, Магадан 685000 Россия.

² Institute of Zoology, block 504, passage 1128, Baku 370073 Azerbaijan. Email: elchin-f@artel.net.az

Институт зоологии АН Азербайджана, квартал 504, проезд 1128, Баку 370073 Азербайджан.

KEY WORDS: Aranei, spiders, Caucasus, Azerbaijan, Nakhichevan, fauna, new records.

КЛЮЧЕВЫЕ СЛОВА: Aranei, пауки, Кавказ, Азербайджан, Нахичевань, фауна, новые находки.

ABSTRACT. A list of 185 species from 28 families found in Naxçivan, Azerbaijan is presented. Three species: *Malthonica lyncea* (Brignoli, 1978), *Singa neta* (O. Pickard-Cambridge, 1872) and *Siwa atomaria* (O. Pickard-Cambridge, 1876) are new to the fauna of the whole former Soviet Union. Eight species are new to Caucasus as a whole (*Drassyllus crimeaensis* Kovblyuk, 2003, *Haplodrassus silvestris* (Blackwall, 1833), *Micaria dives* (Lucas, 1846), *Minicia marginella* (Wider, 1834), *Pellenes seriatus* (Thorell, 1875), *Sitticus pulchelus* Logunov, 1992, *Dipoena inornata* (O. Pickard-Cambridge, 1861) and *Lasaeola prona* (Menge, 1868) and three are new to Azerbaijan (*Bolyphantes caucasicus* Tanasevitch, 1990, *Cyclosa sierrae* Simon, 1870 and *Xysticus spasskyi* Utotschkin, 1968). 15 poorly known species are illustrated.

РЕЗЮМЕ. Приведён список пауков выявленных в Нахичевани: 185 вида из 28 семейств. Три вида: *Malthonica lyncea* (Brignoli, 1978), *Singa neta* (O. Pickard-Cambridge, 1872) и *Siwa atomaria* (O. Pickard-Cambridge, 1876) являются новыми для фауны бывшего СССР. Восемь видов являются новыми для Кавказа: *Drassyllus crimeaensis* Kovblyuk, 2003, *Haplodrassus silvestris* (Blackwall, 1833), *Micaria dives* (Lucas, 1846), *Minicia marginella* (Wider, 1834), *Pellenes seriatus* (Thorell, 1875), *Sitticus pulchelus* Logunov, 1992, *Dipoena inornata* (O. Pickard-Cambridge, 1861) и *Lasaeola prona* (Menge, 1868), а три вида — новые для Азербайджана: *Bolyphantes caucasicus* Tanasevitch, 1990, *Cyclosa sierrae* Simon, 1870 и *Xysticus spasskyi* Utotschkin, 1968). 15 видов проиллюстрированы.

Introduction

Naxçivan (or Nakhichevan) Autonomous Republic is an administrative unit of Azerbaijan separated from the rest of the country by the belt ca 30 km wide. It has

joint borders with Armenia, Iran and Turkey. Very little is known about araneofauna of this territory compared to some other regions of Azerbaijan, e.g. Absheron Peninsula, Sheki-Zagatala area, Lenkoran area, Mugan steppe [Dunin, 1984, 1989; Dunin & Mamedov, 1992; Guseinov, 1999].

The first spiders from Naxçivan were reported by Schmidt [1895] who mentioned two species, *Oxyopes lineatus* Latreille, 1806 and *Lycosa piochardi* (= *L. praegrans* C.L. Koch, 1836). Ninety years later Neni-lin [1985] added two more species belonging to jumping spiders for this area: *Menemerus marginatus* (Kroneberg, 1875) and *Sitticus saltator* (Simon, 1868). Later about twenty additional species were recorded from Naxçivan. Mikhailov [1986, 1988, 1990, 1992] mentioned four species from the families Corinnidae, Gnaphosidae and Clubionidae: *Trachelas charitonovi* = *Orthobula c.* (Mikhailov, 1986), *Clubiona corticalis* (Walckenaer, 1802), *C. neglecta* O. Pickard-Cambridge, 1862, and *Micaria lenzi* Bösenberg, 1899. One species of theridiid spider, *Robertus arundineti* (O. Pickard-Cambridge, 1871), was recorded by Eskov [1987]. Dunin [1988] reported two cribellate spiders, *Eresus niger* = *E. cinnaberinus* (Olivier, 1789) and *Uloborus plumipes* Lucas, 1846. In his revisions of Caucasian Linyphidae Tanasevitch [1987, 1990] recorded five species in Naxçivan, *Archaraeoncus prospiciens* (Thorell, 1875), *Centromerus minor* Tanasevich, 1990, *Pelecopsis crassipes* Tanasevich, 1987, *Stemonyphantes lineatus* (Linnaeus, 1758) and *Walckenaeria antica* (Wider, 1834). Dunin [1991, 1992] added two dysderid species to the fauna of republic (*Dysdera richteri* Charitonov, 1956 and *Harpactea nachitschevanica* Dunin, 1991). Four additional species (*Heliophanus auratus* C.L. Koch, 1835, *Phlegra fuscipes* (= *P. cinereofasciata* Simon, 1868), *Salticus tricinctus* C.L. Koch, 1846, *Sitticus ammophilus* (Thorell, 1875) were reported by Logunov [Logunov 1996a, 1998; Logunov & Rakov, 1998; Rakov & Logunov, 1996]. So, until recently only 22 species were known from Naxçivan.

Most recent works concerned Naxçivan fauna are as follows: Logunov & Guseinov [2002] concluded that Nenilin's record of *S. saltator* actually refers to *S. ammophilus*. Recently Azarkina [2003] described a new species of jumping spider, *Phlegra dunini* Azarkina, 2003, from Naxçivan. Three agelenid and six *Enoplognatha* species were added to the fauna Naxçivan on the base of present material [Guseinov et al., in press, 2004a, b].

Thus, up to date, 31 species of spiders from 12 families were known in Naxçivan. During our join trip to Naxçivan in 2003 we collected many additional spider species. Results of the treatment of this material are given in the present paper.

Material and methods

Major part of material have been collected at three localities far separated from each other. In northeastern Naxçivan material was collected in three closely separated (ca. 4-10 km) sites. Some specimens were collected in Naxçivan City and Sharur Town. Considering that fauna of Naxçivan is almost unknown, we list in our survey all species found in the area, although rather many of them were not identified to species level.

List of main collecting sites is given below. Numbers 13, 14 and 15 correspond to our field numbers in Azerbaijan in 2003.

[13] W part, Sharur Distr., Dasharkh Vill., 39°33,629'N 45°02.53'E, 870 m, 1-4.06.2003

[14] W part, Sharur Distr., ca 3 km E of Akhura Vill. 39°34' N 45°11'E, 1400 m, 2.06.2003

[15/01] NE part, Shakhbuz Dist., Batabat locality, 39°31,9'N 45°47.3'E, 2100 m, subalpine meadows & under stones, 3.06.2003

[15/02] NE part, Shakhbuz Dist., env. of Bichenek Vill., 39°31,696'N 45°46.6'E, 2000 m, oak forest, 3.06.2003

[15/03] NE part, Shakhbuz Dist., env. of Bichenek Vill., Bichenek River, 39°29,473'N 45°44.997'E, 1600 m, gravely bank, 3.06.2003

Species new to the fauna of Azerbaijan are marked with "A", species new to Caucasus as a whole are marked with "C", species new to the fauna of the former Soviet Union as a whole are indicated by "U". Species earlier reported from Naxçivan are shown by "*" sign.

Naxçivan has different spelling: Naxçivan in Azerbaijani alphabet, Nakhichevan' — transliteration from Russian to English, Naxçivan — direct transliteration from Azerbaijani into English.

Material treated herein was shared between Zoological Museum University of Turku (main collection and YM temporary collection), Zoological Museum of Moscow State University and Institute of Zoology, Baku.

The names of collectors are abbreviated as follow: YMM (Yuri M. Marusik), EFG (Elchin F. Guseinov), HAA (Halid A. Aliev).

Survey of species

AGELLENIDAE (3 species)

Malthonica lehtineni Guseinov, Marusik et Koponen, 2004

MATERIAL. 1 ♂ [15/01] (EFG).

COMMENTS. Described only recently based exclusively on material from Naxçivan.

Malthonica lyncea (Brignoli, 1978)^U

MATERIAL. 1 ♂ [14] (YMM).

COMMENTS. Earlier was known from Turkey only [Platnick, 2003]. Our record, first for Azerbaijan and former USSR, extends known range further to north-east.

Malthonica nakhichevanica Guseinov, Marusik & Koponen, 2004

MATERIAL. 1 ♂ (YMM) [14]; 1 ♀ [15/02] (YMM).

COMMENTS. Described only recently based exclusively on material from Naxçivan.

ARANEIDAE (7)

Araniella opisthographa (Kulczyński, 1905)

MATERIAL. 1 ♂ [14] (EFG).

COMMENTS. It seems this species has Euro-Central Asian range [cf. Mikhailov, 1997].

Cyclosa sierrae Simon, 1870^A

Fig. 1.

C. s.: Levi, 1977: 79, f. 30-33; Levy, 1998: 318, f. 24-32.

MATERIAL. 5 ♀♀ [14] (YMM & EFG).

COMMENTS. Mediterranean species. Earlier reported in Georgia. New species for Azerbaijan. By general appearance this species is very similar to *C. conica* (Pallas, 1772), although can be separated by the shape of epigyne and palp.

Hypsosinga sanguinea (C.L. Koch, 1844)

MATERIAL. 1 ♂, 1 ♀ [15/02] (EFG).

COMMENTS. Trans-Palaeartic species.

Mangora acalypha (Walckenaer, 1802)

MATERIAL. 1 ♀ [14] (HAA); 1j [15/02] (YMM).

COMMENTS. Euro-Central Asian species.

Singa hamata (Clerck, 1757)

MATERIAL. 1 ♂ [13] (YMM).

COMMENTS. Trans-Palaeartic species.

Singa neta (O. Pickard-Cambridge, 1872)^U

Figs 2, 3.

S. n.: Levy, 1984: 124, f. 26-41.

MATERIAL. 1 ♂, 1 ♀ [14] (EFG).


COMMENTS. Mediterranean species. Our record is being the first for Azerbaijan and former USSR, and northeasternmost in the range. This species can be easily separated from the other congeners by having round spots on abdomen. Other *Singa* species have longitudinal stripes and bands.

Siwa atomaria (O. Pickard-Cambridge, 1876)^U

Figs 4, 5.

S. a.: Levy, 1986: 3, f. 1-9.

MATERIAL. 1 ♂, 2 ♀♀ [13] (YMM & HAA).



Figs 1–5. General appearance of *Cyclosa sierrae*, ♀ (1), *Singa neta*, ♂ & ♀ (2, 3) and *Siwa atomaria*, ♂ & ♀ (4, 5).
Рис. 1–5. Внешний вид *Cyclosa sierrae*, ♀ (1), *Singa neta*, ♂ & ♀ (2, 3) и *Siwa atomaria*, ♂ & ♀ (4, 5).

COMMENTS. East Mediterranean species. Earlier known from Egypt and Israel only [Levy, 1986]. Our record is being the first for Azerbaijan and former USSR, and northeasternmost in the range. It worth mentioning that genus *Siwa* Grasshoff, 1970 was never reported east of Israel.

This species can be easily separated from other Araneidae and related *Larinia* Simon, 1874, by peculiar body pattern and copulatory organs.

CLUBIONIDAE (5)

Cheiracanthium mildei L. Koch, 1864

MATERIAL. 1 ♂ [13] (YMM).

COMMENTS. Widely distributed in West and Central Palaearctic and in Nearctic.

Clubiona corticalis (Walckenaer, 1802)*

COMMENTS. Reported from Shakhbuz Dist. (Kemyur, Bichenek) by Mikhailov [1992].

Clubiona neglecta O. Pickard-Cambridge, 1862*

COMMENTS. Reported from Ordubad Dist. (Bilav) by Mikhailov [1990].

Clubiona pseudosimilis Mikhailov, 1990

MATERIAL. 4 ♂♂ [15/01] (YMM).

COMMENT. Known throughout whole Caucasus [Mikhailov, 1997].

Clubiona golovatchi Mikhailov, 1990

MATERIAL. 1 ♀ [15/02] (YMM).

COMMENT. Known throughout whole Caucasus [Mikhailov, 1997].

CORINNIDAE (4)

Corinnidae gen. sp.

MATERIAL. 1 ♀ [15/03] (YMM).

COMMENTS. This undescribed species probably belongs to probably a new genus related to *Phrurolithus*. It is known for us from southeastern Azerbaijan also.

Orthobula charitonovi (Mikhailov, 1986)*

COMMENTS. Reported from Naxçivan: Ordubad Dist. (Bilav) by Mikhailov [1986, sub. *Trachelas c*].

Phrurolithus festus (C. L. Koch, 1835)

MATERIAL. 12 ♂♂, 8 ♀♀ [15/02] (YMM & EFG).

COMMENTS. Trans-Palaeartic range [cf. Mikhailov, 1997].

Phrurolithus sp.

MATERIAL. 6 ♂♂, 2 ♀♀ [15/01] (YMM, EFG & HAA); 2 ♂♂, 6 ♀♀ [15/03] (YMM & EFG).

COMMENTS. Probably a new species related to *P. pul-latus* Kulczyński, 1897. It will be considered in a special paper devoted to corinnids of Azerbaijan.

DICTYNIDAE (2)

Dictyna sp.

MATERIAL. 1 ♂, 1 ♀ [14] (YMM).

COMMENTS. Probably a new species similar to *Dyctina civica* (Lucas, 1849).*Lathys stigmatisata* (Menge, 1869)

MATERIAL. 9 ♀♀ [14] (YMM, EFG & HAA).

COMMENTS. Rather widespread species known from Western Europe to Western Siberia.

DYSDERIDAE (2)

Dysdera richteri Charitonov, 1956*

COMMENTS. Reported from Shakhbuz Dist. (Kyukyu) by Dunin [1992].

Dysdera sp.

MATERIAL. 1 ♂, 1 ♀ [15/01] (YMM & EFG).

COMMENTS. Probably a new species. It will be considered in a separate paper.

Harpactea nachitschevanica Dunin, 1991*

MATERIAL. 2 ♀♀ [15/01] (EFG); 38 ♂♂, ♀♀ [15/02] (YMM & EFG); 1 ♀ [15/03] (YMM).

COMMENTS. All our specimens were collected at the type locality. This species is unknown outside of relic Bichenek oak forest from where it was described by Dunin [1991].

ERESIDAE (1)

Eresus cinnaberinus (Olivier, 1789) ? *

Fig. 9.

MATERIAL. 1 ♀ [13] (YMM).

COMMENTS. Reported from Sadarak Dist. (Sadarak) Naxçivan by Dunin [1988, sub *E. niger*]. Judging from the vulva our specimen may belong to another sibling species.

FILISTATIDAE (2)

Filistata sp.

MATERIAL. 1 ♂, 1 ♀ [13] (YMM).

COMMENTS. It seems that our specimens belong to undescribed species related to *F. insidiatrix* (Forskål, 1775). It will be considered in a separate paper devoted to Azerbaijanian Filistatidae.*Pritha crosbyi* (Spassky, 1938)

Fig. 15.

MATERIAL. 1 ♂, 1 ♀ [13] (YMM).

COMMENTS. It seems this species has Caucasus-Central Asian range. Earlier it was known in Central Asia and recently [Marusik & Guseinov, 2003] it has been reported from eastern Azerbaijan. Naxçivan is a westernmost locality of this species. It has rather specific color pattern (Fig. 15).

GNAPHOSIDAE (29)

Callilepis nocturna (Linnaeus, 1758)

MATERIAL. 1 ♂ [15/01] (EFG); 4 ♂♂, 1 ♀, 2 juv. [15/03] (YMM).

COMMENTS. Trans-Palaeartic range [Marusik et al., 2000].

Drassodes lapidosus (Walckenaer, 1802)

MATERIAL. 1 ♀ [13] (EFG); 5 ♂♂, 8 ♀♀ [14] (YMM & HAA); 5 ♂♂, 1 ♀, 1 juv. [15/01] (YMM & EFG); 1 ♂, 3 ♀♀ [15/03] (EFG).

COMMENTS. Exact range of this species is uncertain because it was frequently confused with *D. cupreus* Blackwall, 1834. It seems, that it has European distribution.*Drassodes* sp.1

MATERIAL. 1 ♀ [14] (HAA).

COMMENTS. Probably a new species. It will be treated in a separate paper.

Drassode sp.2

MATERIAL. 1 ♀ [14] (HAA).

COMMENTS. Probably a new species. It will be treated in a separate paper.

Drassyllus praeficus L.Koch, 1866

MATERIAL. 1 ♀ [14] (EFG).

COMMENTS. Almost trans-Palaeartic distribution.

Drassyllus pusillus (C.L. Koch, 1833)

MATERIAL. 1 ♂ [15/01] (YMM).

COMMENTS. Trans-Palaeartic distribution.

Drassyllus crimeaensis Kovblyuk, 2003

MATERIAL. 2 ♀♀ [14] (EFG).

COMMENTS. Recently described from Crimea [Kovblyuk, 2003] and therefore record from Naxçivan is being the first for Azerbaijan and Caucasus as a whole.

Gnaphosidae gen. sp.1

Figs. 7–8.

MATERIAL. 1 juv. [13] (EFG); 1 ♂, 2 juv. [14] (YMM).

COMMENTS. Probably a new species belonging to an undescribed genus. Both males and subadult females of this species have very peculiar coloration resembling that of velvet ants (Mutillidae). It will be considered in a special paper devoted to Gnaphosidae.

Gnaphosidae gen. sp.2

Fig. 6.

MATERIAL. 1 ♀ [14] (YMM).

COMMENTS. Probably a new species. Its generic belonging is unclear. By its peculiar coloration and structure of the epigyne this species is related to *Cesonia aspida* Chatzaki, 2002. However, all other *Cesonia* have been described from new world and *Cesonia aspida* was assigned to this genus only tentatively [see Chatzaki et al., 2002]. Thus the generic belonging of both these species remains unclear.



Figs. 6–8. Dorsal pattern of Gnaphosidae gen. sp.2, ♀ (6) and Gnaphosidae gen. sp.1, ♂ & ♀ (7, 8).
Рис. 6–8. Внешний вид, вид сверху Gnaphosidae gen. sp.2, ♀ (6) и Gnaphosidae gen. sp.1, ♂ & ♀ (7, 8).

Gnaphosidae gen. sp.3

MATERIAL. 1 ♂, 1 juv. [13] (YMM).

COMMENTS. Probably a new species belonging to undescribed genus. It will be considered in a special paper devoted to Gnaphosidae.

Haplodrassus dalmatensis (L. Koch, 1866)

MATERIAL. 1 ♀ [13] (EFG); 3 ♂♂, 3 ♀♀ [14] (EFG); 2 ♂♂, 1 ♀ [15/03] (EFG).

COMMENTS. It seems this species has Euro-Central Asian range [cf. Mikhailov, 1997].

Haplodrassus signifer (C. L. Koch, 1839)

MATERIAL. 1 ♂ [14] EFG.

COMMENTS. Circum-Holarctic range [Marusik et al., 2000].

Haplodrassus silvestris (Blackwall, 1833)^C

MATERIAL. 1 ♂ [15/02] (YMM).

COMMENTS. Although it is treated by Platnick [2003] as a Palearctic species, it seems that it has Euro-Caucasian range. Records of this species in Siberia are doubtful [cf. Mikhailov, 1997]. This is a new species for Azerbaijan and Caucasus as a whole.

Leptodrassus sp.

MATERIAL. 1 ♂ [14] (YMM).

COMMENTS. Our specimen most probably belongs to a new species.

Micaria dives (Lucas, 1846)^C

MATERIAL. 5 ♂♂, 6 ♀♀, 7 juv. [15/03] (YMM & EFG).

COMMENTS. Although this species has trans-Palaearctic range [Marusik et al., 2000] it was never reported from Azerbaijan and Caucasus as a whole.

Micaria fulgens (Walckenaer, 1802)

MATERIAL. 1 ♂, 2 ♀♀ [15/02] (YMM & EFG).

COMMENTS. Euro-Baikalian range [Marusik et al., 2000].

Micaria lenzi Bösenberg, 1899*

COMMENTS. Recorded from Naxçıvan (no exact locality) by Mikhailov [1988].

Micaria pallipes (Lucas, 1846)

MATERIAL. 1 ♀ [14] (YMM); 3 ♀♀ [15/03] (YMM & EFG).

COMMENTS. Euro-Central Asian range [Platnick, 2003].

Micaria rossica Thorell, 1875

MATERIAL. 1 ♂, 2 ♀♀ [15/03] (EFG); 1 ♀ [14] (EFG).

COMMENTS. Circum-Holarctic range [Marusik et al., 2000].

Nomisia conigera (Spassky, 1941)

MATERIAL. 2 ♀♀ [13] (EFG); 7 ♀♀ [14] (YMM & EFG).

COMMENTS. Known from Central Asia and Azerbaijan [Mikhailov, 1997].

Nomisia exornata (C.L. Koch, 1839)

MATERIAL. 1 ♂, 1 ♀ [14] (EFG); 3 ♂♂, 3 ♀♀ [15/03] (EFG).

COMMENTS. Euro-Central Asian range [Platnick, 2003].

Nomisia ripariensis (O. Pickard-Cambridge, 1872)

MATERIAL. 1 ♀ [13] (YMM); 1 ♀ [14] (YMM).

COMMENTS. Known from Greece to Azerbaijan [Platnick, 2003].

Poecilochroa sp.

MATERIAL. 1 ♂ [14] (EFG); 1 ♂ [15/03] (EFG).

COMMENTS. Most probably our specimens belong to undescribed species. To be considered in a separate paper.

Trachyzelotes jaxartensis (Kroneberg, 1875)

MATERIAL. 1 ♀ [13] (YMM).

COMMENTS. Widespread species known in whole south Holarctic, Africa and Hawaii [Platnick, 2003].

Trachyzelotes sp.

MATERIAL. 1 ♀ [13] (EFG); 1 ♂ [14] (EFG).

COMMENTS. Most probably our specimens belong to undescribed species related to *T. malkini* Platnick et Murphy, 1984. They will be considered in a separate paper.

Zelotes caucasicus (L. Koch, 1866)

MATERIAL. 4 ♂♂, 2 ♀♀ [13] (YMM & EFG); 1 ♀ [14] (YMM).

COMMENTS. Euro-Central Asian range [Platnick, 2003].

Zelotes longipes (L. Koch, 1866)

MATERIAL. 2 ♀♀ [14] (EFG); 5 ♀♀ [15/01] (YMM); 5 ♀♀ [15/03] (EFG).

COMMENTS. Trans-Palaeartic range [Platnick, 2003].

Zelotes sp.1.

MATERIAL. 1 ♀ [15/02] (EFG); 4 ♀♀ [15/03] (YMM).

COMMENTS. Probably undescribed species related to *Z. subterraneus* (C.L. Koch, 1833). It will be treated in a separate paper.

Zelotes sp.2

MATERIAL. 2 ♀♀ [14] (YMM & EFG).

COMMENTS. Probably undescribed species. It will be considered in a separate paper.

Zelotes sp.3

MATERIAL. 1 ♂ [14] (YMM).

COMMENTS. Probably undescribed species related to *Z. atrocaeruleus* (Simon, 1878). It will be treated in a separate paper.

LINYPHIIDAE (17)

Agyneta fuscipalpus (C.L. Koch, 1936)

MATERIAL. 1 ♀ [15/01] (YMM); 1 ♂ [15/02] (YMM).

COMMENTS. Euro-Baikanian range [Marusik et al., 2000].

Araeoncus caucasicus Tanasevitch, 1987

Fig. 10.

MATERIAL. 1 ♀ [14] (YMM).

COMMENTS. Known exclusively from Caucasus [Tanasevitch, 1990; Mikhailov, 1997]. Females of this species can be easily recognized by the shape of epigyne and transparent receptacula.

Archaraeoncus prospiciens (Thorell, 1875)*

COMMENTS. Reported from Ordubad Dist. (Bilav) by Tanasevitch [1987].

Bolyphantes caucasicus Tanasevitch, 1990^A

MATERIAL. 1 ♀ [15/02] (YMM).

COMMENTS. Early this species was known from North Osetia only [Tanasevitch, 1990] and therefore it is a new species record for Azerbaijan.

Centromerus minor Tanasevitch, 1990*

COMMENTS. Reported from Naxçivan (locality #15/02) by Tanasevitch [1990].

Erigoninae gen. sp.1

MATERIAL. 1 ♀ [15/01] (YMM).

COMMENTS. Generic and specific belonging of this species is unclear.

Erigoninae gen. sp.2

MATERIAL. 1 ♀ [15/02] (YMM).

COMMENTS. Generic and specific belonging of this species is unclear.

Erigoninae gen. sp.3

MATERIAL. 1 ♀ [14] (YMM).

COMMENTS. Generic and specific belonging of this species is unclear. It resembles by general appearance to *Tapinocyba* although type of epigyne is very different.

Erigone dentipalpis (Wider, 1834)

MATERIAL. 1 ♀ [13] (YMM); 1 ♂ (YMM) [14].

COMMENTS. Trans-Palaeartic range [Marusik et al., 2000].

Linyphia hortensis Sundevall, 1830

MATERIAL. 2 ♀♀ [15/02] (YMM).

COMMENTS. Trans-Palaeartic range [cf. Eskov, 1994].

Linyphia triangularis

MATERIAL. 1 ♀ [15/02] (EFG).

COMMENTS. Trans-Palaeartic range [cf. Eskov, 1994].

Metopobactrus prominulus

MATERIAL. 1 ♀ [15/02] (YMM).

COMMENTS. Holarctic distribution.

Minicia marginella (Wider, 1834)^C

MATERIAL. 1 ♀ [15/02] (YMM).

COMMENTS. Although this species has trans-Palaeartic range [Marusik et al., 2000] it was never reported from Azerbaijan and Caucasus as a whole.

Pelecopsis crasipes Tanasevitch, 1987*

MATERIAL. 1 ♀ [15/01] (YMM); 1 ♀ [15/02] (YMM).

COMMENTS. Known throughout whole Caucasus [Tanasevitch, 1990]. Part of type series derived from Bichenek locality (15/02).

Stemonyphantes lineatus (Linnaeus, 1758)*

COMMENTS. Reported from Naxçivan (locality #15/02) by Tanasevitch [1987].

Styloctetor sp.

Fig. 11.

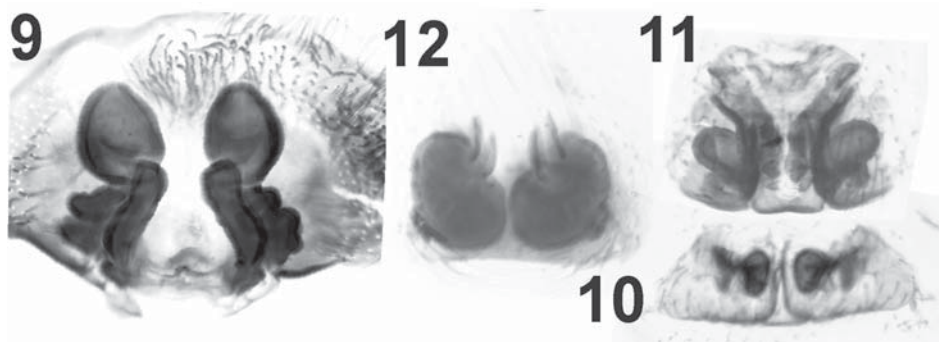
MATERIAL. 1 ♀ [13] (YMM).

COMMENTS. Our specimen resembles somewhat *S. romanus* (O. Pickard-Cambridge, 1872), although clearly belongs to a separate, most probably new species.

Tenuiphantes mendei (Kulczyński, 1887)

MATERIAL. 1 ♂, 5 ♀♀, 1 juv. [15/02] (YMM).

COMMENTS. Trans-Palaeartic range [Platnick, 2003].



Figs. 9–12. Epigyne of *Eresus cinnaberinus* (9), *Araeoncus caucasicus* (10), *Styloctetor* sp. (11) and *Agroeca* sp. (12): 9 — dorsal view; 10–12 — ventral view.

Рис. 9–12. Эпигина *Eresus cinnaberinus* (9), *Araeoncus caucasicus* (10), *Styloctetor* sp. (11) и *Agroeca* sp. (12): 9 — сверху; 10–12 — снизу.

Walckenaeria antica (Wider, 1834)*

MATERIAL. 1 ♂, 2 ♀♀ [15/02] (YMM).

COMMENTS. Euro-Yenisei range [Marusik et al., 2002].

It was reported from Naxçivan, Shakhbuz Dist. (Bichenek) by Tanasevitch [1987].

LIOCRANIDAE (3)

Agroeca cuprea Menge, 1873

MATERIAL. 1 ♀, 2 juv. [15/02] (YMM & EFG).

COMMENTS. It seems this species has Euro-West Siberian range [cf. Mikhailov, 1997].

Agroeca sp.

Fig. 12

MATERIAL. 1 ♀ [14] (EFG).

COMMENTS. It seems that our specimen belongs to a new species. It has rather simple epigyne (Fig. 12). It will be considered in a separate paper devoted to liocranids of Azerbaijan.

Mesiothelus sp.

MATERIAL. 2 ♀♀ [14] (YMM & EFG).

COMMENTS. Our specimens seem to belong to undescribed species. It will be treated in a separate paper.

LYCOSIDAE (18)

Alopecosa albofasciata (Brulle, 1832)

MATERIAL. 2 ♂♂, 2 ♀♀ [14] (EFG); 3 ♂♂, 3 ♀♀ [15/02] (YMM).

COMMENTS. Euro-Central Asian range [Marusik et al., 2003b].

Alopecosa cursor (Hahn, 1831)

MATERIAL. 1 ♂ [15/03] (YMM).

COMMENTS. Euro-Central Asian range [Marusik et al., 2003b].

Arctosa cinerea (Fabricius, 1777)

MATERIAL. 2 ♂♂ [15/03] (YMM).

COMMENTS. It seems that it has Euro-Caucasian range [Marusik et al., 2003].

Arctosa leopardus (Sundevall, 1833)

MATERIAL. 1 ♀, 1 juv. (YMM) [14].

COMMENTS. It seems that it has Euro-Central Asian range [Marusik et al., 2003b].

“*Arctosa*” *tbilisiensis* Mcheidze, 1946

MATERIAL. 1 ♂, 1 ♀ (YMM) [14].

COMMENTS. Known from Macedonia to Caucasus [Marusik et al., 2003b].

Aulonia kratochvili Dunin, Buchar & Absolon, 1986

MATERIAL. 2 ♀♀ [13] (YMM); 6 ♂♂, 8 ♀♀ [14] (YMM).

COMMENTS. Known from Macedonia to Caucasus [Marusik et al., 2003b].

Lycosa praegrandidis C.L. Koch, 1836*

COMMENTS. Reported from Naxçivan by Schmidt [1895, sub. *L. piochardi*].

Pardosa azerifalcata Marusik, Guseinov & Koponen, 2003

MATERIAL. 3 ♂♂, 1 juv. [14] (YMM).

COMMENTS. Known so far from Azerbaijan only [Marusik et al., 2003a].

Pardosa aff. *aenigmatica* Tongiorgi, 1966

MATERIAL. 1 ♂, 1 ♀ [15/01] (YMM).

COMMENTS. Status of this species is uncertain. Most probably Azerbaijanian population is not conspecific with those from Italy and represents a separate species [cf. Marusik et al., 2003b].

Pardosa morosa (L. Koch, 1870)

MATERIAL. 12 ♀♀ [14] (YMM & EFG); 2 ♀♀ [15/01] (YMM); 1 ♂, 5 ♀♀ [15/03] (YMM).

COMMENTS. Euro-Central Asian range [Marusik et al., 2003b].

Pardosa proxima (C. L. Koch, 1847)

MATERIAL. 7 ♀♀ (YMM) [14]; 1 ♀ [15/01] (YMM).

COMMENTS. Exact range is uncertain [Marusik et al., 2003b], although it may have Euro-Central Asian range.

Pardosa sp.1

MATERIAL. 12 ♂♂, 4 ♀♀ [15/01] (YMM & EFG).

COMMENTS. Our specimens resemble *P. blanda* (C.L. Koch, 1833), although belongs to a separate, probably new species. They will be treated in a separate paper.

Pardosa sp.2

MATERIAL. 1 ♂ [13] (YMM); 2 ♀♀ [14] (YMM & EFG).

COMMENTS. This species belongs to *monticola* group and most probably represent a new species. It will be treated in a separate paper.

Pardosa sp.3

MATERIAL. 1 ♀ [14] (YMM).

COMMENTS. This species belongs to *monticola* group and most probably represents a new species. It will be treated in a separate paper.

Pardosa sp.4

MATERIAL. 1 ♀ [13] (YMM).

COMMENTS. Like two former species this female belongs to *monticola* group and most probably represents a new species. It will be treated in a separate paper.

Pardosa sp. 5

MATERIAL. 1 ♀ [15/03] (EFG).

COMMENTS. This is probably a new species similar to *P. proxima*. It will be treated in a separate paper.

Pirata latitans (Blackwall, 1841)

MATERIAL. 2 ♂♂, 1 ♀ [14] (YMM); 1 ♂ [15/02] (YMM).

COMMENTS. Euro-Caucasian range [Marusik et al., 2003b].

Trochosa sp.

MATERIAL. 1 ♀ [15/02] (YMM).

COMMENTS. Belonging of our female is unclear, because identification of *Trochosa* species requires males.

MIMETIDAE (1)

Ero sp.

MATERIAL. 3 juv. [15/02] (YMM).

COMMENTS. Specific belonging of our specimens is unclear because we have no adult specimens.

Mimetus laevigatus (Keyserling, 1863)

MATERIAL. 1 ♂ [13] (YMM).

COMMENTS. Male from Naxçivan well corresponds to figures of this species drawn by Canard [1982: f. 1, 3-4]. It seems this species has Euro-Central Asian range [cf. Mikhailov, 1997].

OECOBIIDAE (2)

Ambika nadiae (Spassky, 1936)

MATERIAL. 1 ♂ [13] (EFG).

COMMENTS. Known from Azerbaijan to Xinjiang and Sichuan [Song et al., 1999].

Oecobius sp.

MATERIAL. 1 ♂, 4 juv. Sharur Town, 870 m, 4.06.2003 (YMM).

COMMENTS. Our specimens most probably belong to undescribed species.

OONOPIDAE (2)

Oonops pulcher Templeton, 1835

MATERIAL. 1 ♂, 1 ♀ [14] (EFG).

COMMENTS. Specific belonging of Naxçivan and Azerbaijan population is unclear. Male of Azerbaijanian population has somewhat different palp than those from Crimea.

Possibly *O. pulcher* in fact represents a series of vicariating species distributed from Europe to Caucasus.

Silhouettella sp.

Figs 13, 14.

MATERIAL. 1 ♀ [13] (YMM).

COMMENTS. Our female belongs to undescribed species resembling *S. loricatula* (Roewer, 1942), although has different shape of male palp and its body is relatively longer. Besides Naxçivan this species occurs in Absheron Peninsula and Gobustan [personal data]. Earlier this species was reported from Azerbaijan as *Dysderina loricata* (L. Koch, 1872) [Dunin, 1984, 1989].

OXYOPIDAE (2)

Oxyopes lineatus Latreille, 1806*

COMMENTS. Reported from Naxçivan by Schmidt [1895].

Oxyopes sp.

MATERIAL. 1 juv. [14] (YMM).

COMMENTS. Specific belonging of the single juvenile species is uncertain. It may belong to *O. globifer* Simon, 1876 occurring from Mediterranean Europe to Central Asia.

PHILODROMIDAE (9)

Paratibellus oblongiusculus (Lucas, 1846)

MATERIAL. 1 ♀ [13] (YMM); 2 ♂♂, 2 ♀♀ [14] (EFG).

COMMENTS. Known from Western Europe to Central Asia [Platnick, 2003]. Judging from the conformation of the male palp of this species *Paratibellus* most probably is a junior synonym of *Thanatus*. Females and males of *Thanatus bungei* (Kulczyński, 1908) and *T. constellatus* Charitonov, 1946 have almost the same copulatory organs.

Philodromus dispar Walckenaer, 1826

MATERIAL. 2 ♂♂, 1 ♀ [15/02] (YMM).

COMMENTS. Known from Europe to Central Asia and in Nearctic [Platnick, 2003].

Philodromus rufus Walckenaer, 1826

MATERIAL. 2 juv. [15/02] (YMM).

COMMENTS. Circum-Holarctic range [Marusik et al., 2000].

Philodromus sp.1

MATERIAL. 1 ♀ [13] (YMM).

COMMENTS. Specific belonging of this specimen is unknown. It will be revised in a separate paper devoted to Philodromidae of Azerbaijan [Logunov & Guseinov, in preparation].

Philodromus sp.2

MATERIAL. 1 ♀ [13] (YMM).

COMMENTS. Specific belonging of this specimen is unknown. It will be revised in a separate paper devoted to Philodromidae of Azerbaijan [Logunov & Guseinov, in preparation].

Thanatus imbecillus L. Koch, 1878

MATERIAL. 1 ♀ [13] (YMM); 1 ♂, 3 ♀♀ [14] (YMM & EFG); 1 ♂, 1 ♀ [15/01] (YMM); 1 ♂, 3 ♀♀ [15/03] (YMM & EFG).

COMMENTS. Known from Bulgaria to Central Asia [Platnick, 2003].



Figs. 13–16. General appearance of *Silbottella* sp., ♀ (13–14), *Pritha crosbyi*, ♂ (15) and *Neatha absberonica*, ♂ (16).
Рис. 13–16. Внешний вид *Silbottella* sp., ♀ (13–14), *Pritha crosbyi*, ♂ (15) и *Neatha absberonica*, ♂ (16).

Thanatus vulgaris L. Koch, 1878

MATERIAL. 2 ♂♂, 1 ♀ [13] (YMM); 1 ♀ [14] (HAA); 1 ♀ [15/03] (EFG).

COMMENTS. Circum-Holarctic range [Logunov, 1996b; Platnick, 2003].

Thanatus sp.1

MATERIAL. 1 ♂ [14] (YMM).

COMMENTS. Specific belonging of this specimen is unknown. It will be revised in a separate paper devoted to Philodromidae of Azerbaijan [Logunov & Guseinov, in preparation].

Thanatus sp.2

MATERIAL. 1 ♀ [14] (EFG).

COMMENTS. Specific belonging of this specimen is unknown. It will be revised in a separate paper devoted to Philodromidae of Azerbaijan [Logunov & Guseinov, in preparation].

PHOLCIDAE (2)

Holocnemis ? sp.

MATERIAL. 1 ♂ [13] (YMM); 5 ♂♂, 3 ♀♀ Naxçivan City, 4.06.2003 (YMM).

COMMENTS. This species is probably undescribed. It will be considered in a separate paper.

Spermophora senoculata L. Koch, 1878

MATERIAL. 1 ♂, 6 ♀♀ [13] (YMM); 2 ♂♂, 3 ♀♀ [14] (YMM).

COMMENTS. Holarctic species [Platnick, 2003].

PRODIDOMIDAE (1)

Anagraphis sp.^u

MATERIAL. 1 ♂, 4 ♀♀ [14] (YMM).

COMMENTS. This genus was never reported from Azerbaijan and former Soviet Union. Most probably our specimens belong to undescribed species. They will be considered in a separate paper.

SALTICIDAE (22)

Ballus depressus (Walckenaer, 1802)

MATERIAL. 1 ♂, 1 ♀ [15/02] (YMM).

COMMENTS. Euro-Central Asian range [Logunov & Guseinov, 2002].

Bianor albobimaculatus (Lucas, 1846)

MATERIAL. 1 ♀ [15/02] (YMM).

COMMENTS. Afro-Mediterranean-Central Asian range [Logunov & Guseinov, 2002].

Chalcoscirtus infimus (Simon, 1868)

MATERIAL. 2 ♂♂, 1 ♀ [15/03] (EFG); 1 ♂, 1 ♀ [14] (EFG).

COMMENTS. Mediterranean-Central Asian range [Logunov & Guseinov, 2002].

Chalcoscirtus tanasevitchi Marusik, 1991

MATERIAL. 1 ♂ [13] (YMM); 1 ♂ [14] (YMM).

COMMENTS. Caucaso-Central Asian range [Logunov & Guseinov, 2002].

Cyrba algerina (Lucas, 1846)

MATERIAL. 6 ♂♂, ♀♀ [13] (YMM & EFG); 2 ♂♂ [14] (EFG).

COMMENTS. Mediterranean-Central Asian range [Logunov & Guseinov, 2002].

Euophrys frontalis (Walckenaer, 1802)

MATERIAL. 4 ♀♀ [13] (YMM); 1 ♂, 2 ♀♀ [14] (EFG); 1 ♂ [15/02] (YMM).

COMMENTS. Trans-Palaeartic range [Logunov & Guseinov, 2002].

Heliophanus auratus C.L.Koch, 1835*

COMMENTS. It was reported from Naxçivan (locality #15/02) by Rakov & Logunov [1996].

Heliophanus cupreus (Walckenaer, 1802)

MATERIAL. 3 ♂♂, 8 ♀♀ [15/02] (YMM & EFG).

COMMENTS. Euro-Caucasian range [cf. Mikhailov, 1997; Logunov & Guseinov, 2002].

Heliophanus equestior L. Koch, 1867

MATERIAL. 1 ♂ [13] (YMM); 2 ♂♂ (YMM) [14]; 16 ♂♂, 2 ♀♀, 5 juv. [15/03] (YMM & EFG).

COMMENTS. Euro-Caucasian range [cf. Mikhailov, 1997; Logunov & Guseinov, 2002]. During collecting spi-

ders, we noted that in most of the cases males of this species were found in the nests of subadult females. It seem that they reach adult stage earlier than females and in the nests guard juvenile females and at the same moment wait for their adulthood to mate with them.

Heliophanus flavipes (Hahn, 1832)

MATERIAL. 1 ♂ [15/01] (YMM); 1 ♂ [15/02] (EFG).

COMMENTS. Trans-Palaeartic range [Logunov & Guseinov, 2002].

Heliophanus mordax (O. Pickard-Cambridge, 1872)

MATERIAL. 24 ♂♂, 5 ♀♀, 12 juv. [14] (YMM & EFG); 1 ♂ [15/03] (EFG).

COMMENTS. It is distributed from the Middle East to Central Asia [Logunov & Guseinov, 2002]. Collecting spiders, we noted that in most of the cases males of this species were found in the nests of subadult females. It seem that they reach adult stage earlier than females and in the nests guard juvenile females and at the same moment wait for their adulthood to mate with them.

Menemerus marginatus (Kroneberg, 1875)*

COMMENTS. Reported from Naxçivan, Julfa by Nenilin [1985].

Myrmarachne formicaria (De Geer, 1778)

MATERIAL. 4 ♂♂, 1 juv. [14] (YMM & EFG).

COMMENTS. Trans-Palaeartic disjunctive range [Logunov & Guseinov, 2002].

Neaetha absheronica Logunov & Guseinov, 2002

Fig. 16.

MATERIAL. 1 ♂ [15/03] (YMM).

COMMENTS. Earlier it was known from the single locality in eastern Azerbaijan and therefore Naxçivan is westernmost and the second locality of this species. By general appearance male of this species resembles *Pellenes* species.

Pellenes epularis (O. Pickard-Cambridge, 1872)

MATERIAL. 1 ♂ [14] (EFG).

COMMENTS. Euro-Central Asian range [cf. Mikhailov, 1997; Logunov & Guseinov, 2002].

Pellenes geniculatus (Simon, 1868)

MATERIAL. 1 ♂, 1 ♀ [14] (YMM & EFG).

COMMENTS. Euro-Central Asian range [cf. Mikhailov, 1997; Logunov & Guseinov, 2002].

Pellenes seriatus (Thorell, 1875)^c

MATERIAL. 1 ♂ [15/01] (YMM).

COMMENTS. Euro-Central Asian range [Logunov & Marusik, 2001], although it was never reported from Azerbaijan and Caucasus as a whole.

Philaeus chrysops (Poda, 1761)

MATERIAL. 6 ♂♂, 6 ♀♀ [14] (YMM, EFG & HAA); 4 ♂♂, 1 ♀ [15/03] (YMM & EFG).

COMMENTS. Trans-Palaeartic range [Logunov & Marusik, 2001].

Phlegra bresnieri (Lucas, 1848)

MATERIAL. 3 ♀♀ [14] (YMM & EFG).

COMMENTS. Mediterranean-Central Asian range [Logunov & Guseinov, 2002].

Phlegra dunini Azarkina, 2003*

COMMENTS. Recently described from Sadarak [Azarkina, 2003].

Phlegra fasciata (Hahn, 1826)

MATERIAL. 1 ♂ [14] (EFG).

COMMENTS. Trans-Palaeartic range [Azarkina, 2003].

Phlegra cinereofasciata (Simon, 1868)*

COMMENTS. Reported from Shakhbuz Dist. (Kel'tsor) by Logunov [1996a] and later Logunov's identification was confirmed by Azarkina [2003].

Plexippoides gestroi (Dalmass, 1920)

MATERIAL. 3 ♀♀ [14] (EFG & HAA).

COMMENTS. This species has East-Mediterranean-Caucasian range [Logunov & Guseinov, 2002].

Pseudicius picaceus O. Pickard-Cambridge, 1885

MATERIAL. 3 ♂♂, 1 ♀, 3 juv. (YMM) [14].

COMMENTS. Distributed from Mediterranean to Azerbaijan [Platnick, 2003]. Logunov & Guseinov [2002] suggested that this species was erroneously recorded from Azerbaijan by Nenilin [1985]. However, the findings of this species in Naxçivan and also in Talysh Mountains (pers. data) justify record by Nenilin.

Pseudoeophrys erratica (Walckenaer, 1826)

MATERIAL. 1 ♂ [15/02] (YMM).

COMMENTS. Trans-Palaeartic range [Logunov & Marusik, 2001].

Salticus tricinctus (C.L. Koch, 1846)*

MATERIAL. 1 ♂ [15/01] (YMM); 2 ♂♂ [15/03] (YMM).

COMMENTS. Known from Israel to Central Asia [Logunov & Guseinov, 2002], from Naxçivan (locality #15/01) it was reported by Logunov and Rakov [1998].

Sitticus ammophilus (Thorell, 1875)*

COMMENTS. Recorded from Julfa by Logunov [1998].

Nenilin [1985] recorded *S. saltator* from the same locality. However, his record was based on collection of Logunov, which actually refers to *S. ammophilus* [see Logunov & Guseinov 2002].

Sitticus inexpectus Logunov & Kronstedt, 1997

MATERIAL. 3 ♀♀ [14] (YMM).

COMMENTS. Euro-Siberian-Central Asian range [Logunov & Guseinov, 2002].

Sitticus pulchelus Logunov, 1992^c

MATERIAL. 1 ♂ [13] (YMM).

COMMENTS. Earlier known from Central Asia only [Platnick, 2003] and therefore record from Naxçivan is being the first for Azerbaijan and Caucasus as a whole.

Synageles persianus Logunov, 2004

MATERIAL. 1 ♂ (YMM) [14].

COMMENTS. Distributed from Iran to Azerbaijan [Logunov, 2004].

SCYTODIDAE (1)

Scytodes thoracica (Latreille, 1802)?

MATERIAL. 1 ♂ [13] (YMM).

COMMENTS. Specific belonging of Caucasian population is uncertain. According to Lehtinen [personal comm.].

thoracica is restricted to Western Europe and Nearctic and in Asia it is replaced with *S. tigrina* C.L. Koch, 1838, treated as a junior synonym of *S. thoracica*.

SPARASSIDAE (1)

Micrommata virescens (Clerck, 1757)

MATERIAL. 1 ♀ [14] (EFG); 1 ♂ [15/02] (HAA).

COMMENTS. Trans-Palaeartic range [Platnick, 2003].

TETRAGNATHIDAE (1)

Pachygnatha degeeri Sundevall, 1830

MATERIAL. 1 ♀ [15/01] (YMM); 1 ♀ [15/03] (EFG).

COMMENTS. Trans-Palaeartic range [Marusik et al., 2000].

THERIDIIDAE (16)

Dipoena sp.

MATERIAL. 1 ♀ [15 /03] (YMM).

COMMENTS. This is a new species which will be described in as a separate paper.

Dipoena inornata (O. Pickard-Cambridge, 1861)^c

MATERIAL. 1 ♀ [14] (YMM).

COMMENTS. It seems that this species has Euro-Caucasian range. Earlier in the former Soviet Union it was known in Byelorussia and Ukraine [Mikhailov, 1997] and therefore our record is being the first for Azerbaijan and Caucasus as a whole.

Enoplognatha macrohelis Levy et Amitai, 1981*

MATERIAL. 4 ♀♀ [13] (YMM & EFG); 1 ♀ [14] (YMM).

COMMENTS. Recently reported for the first time for Azerbaijan, Caucasus and former Soviet Union as a whole [Guseinov et al., 2004b].

Enoplognatha mediterranea Levy et Amitai, 1981*

MATERIAL. 6 ♀♀ [14] (EFG).

COMMENTS. Recently reported from Naxçivan [Guseinov et al., 2004b].

Enoplognatha oelandica (Thorell, 1875)*

MATERIAL. 2 ♀♀ [14] (YMM); 1 ♀ [15/03] (EFG).

COMMENTS. Recently reported from Naxçivan and Azerbaijan for the first time [Guseinov et al., 2004b].

Enoplognatha parathoracica Levy et Amitai, 1981*

MATERIAL. 3 ♂♂ [13] (YMM & EFG).

COMMENTS. Recently reported for the first time for Naxçivan, Azerbaijan, Caucasus and former Soviet Union as a whole [Guseinov et al., 2004b].

Enoplognatha quadripunctata Simon, 1884*

MATERIAL. 1 ♂, 4 ♀♀ [13] (YMM); 1 ♂, 1 ♀ [14] (YMM & EFG).

COMMENTS. Recently reported for the first time for Naxçivan, Azerbaijan, Caucasus and former Soviet Union as a whole [Guseinov et al., 2004b].

Enoplognatha serratosignata (L. Koch, 1879)*

MATERIAL. 1 ♀ [15/03] (EFG).

COMMENTS. Recently reported for the first time for Naxçivan, Azerbaijan and Caucasus as a whole [Guseinov et al., 2004b].

Lasaeola prona (Menge, 1868)^c

MATERIAL. 2 ♂♂, 4 ♀♀ [15/01] (YMM).

COMMENTS. Euro-Mongolian range [Marusik et al., 2000]. New record for Azerbaijan and Caucasus at the whole.

Robertus arundineti (O. Pickard-Cambridge, 1871)*

COMMENTS. Reported from Shakhbuz Dist. by Eskov [1987].

Steatoda albomaculata (De Geer, 1778)

MATERIAL. 1 ♀ [13] (YMM).

COMMENTS. Circum-Holarctic range [Marusik et al., 2000].

Steatoda dahli (Nosek, 1905)

MATERIAL. 2 ♀♀ [13] (YMM); 4 ♀♀ [14] (YMM); 1 ♂ [15/01] (HAA).

COMMENTS. Known from Israel and Turkey to Uzbekistan [Mikhailov, 1997; Platnick, 2003].

Steatoda paykulliana (Walckenaer, 1805)

MATERIAL. 1 ♀ [13] (YMM); 1 ♀ [14] (EFG).

COMMENTS. Known from Europe to Central Asia [Platnick, 2003].

Theridion impressum L. Koch, 1881

MATERIAL. 1 ♂ [14] (YMM).

COMMENTS. Trans-Palaeartic-NW Nearctic range [Marusik et al., 2000].

Theridion melanurum Hahn, 1831

MATERIAL. 1 ♀ [13] (YMM); 1 ♀ [14] (YMM).

COMMENTS. Holarctic range [Platnick, 2003].

Theridion sp.1

MATERIAL. 1 ♀ [14] (YMM).

COMMENTS. New species; to be described in as a separate paper.

Theridion sp.2

MATERIAL. 1 ♀ [14] (YMM).

COMMENTS. New species; to be described in as a separate paper.

THOMISIDAE (12)

Ozyptila praticola (C.L. Koch, 1837)

MATERIAL. 1 ♀ [15/02] (EFG).

COMMENTS. Circum-Holarctic range [Marusik et al., 2000].

Synema plorator (O. Pickard-Cambridge, 1872)

Figs 17–19.

MATERIAL. 1 ♀ [14] (EFG).

COMMENTS. Known from Israel to Turkmenistan [Marusik & Logunov, 1995]. Color patten on our specimen fits well to the syntype of *S. richteri* Utotchkin, 1960 described from Yerevan, Armenia. And we confirm synonymy of *S. plorator* and *S. richteri* queried by Levy [1975].

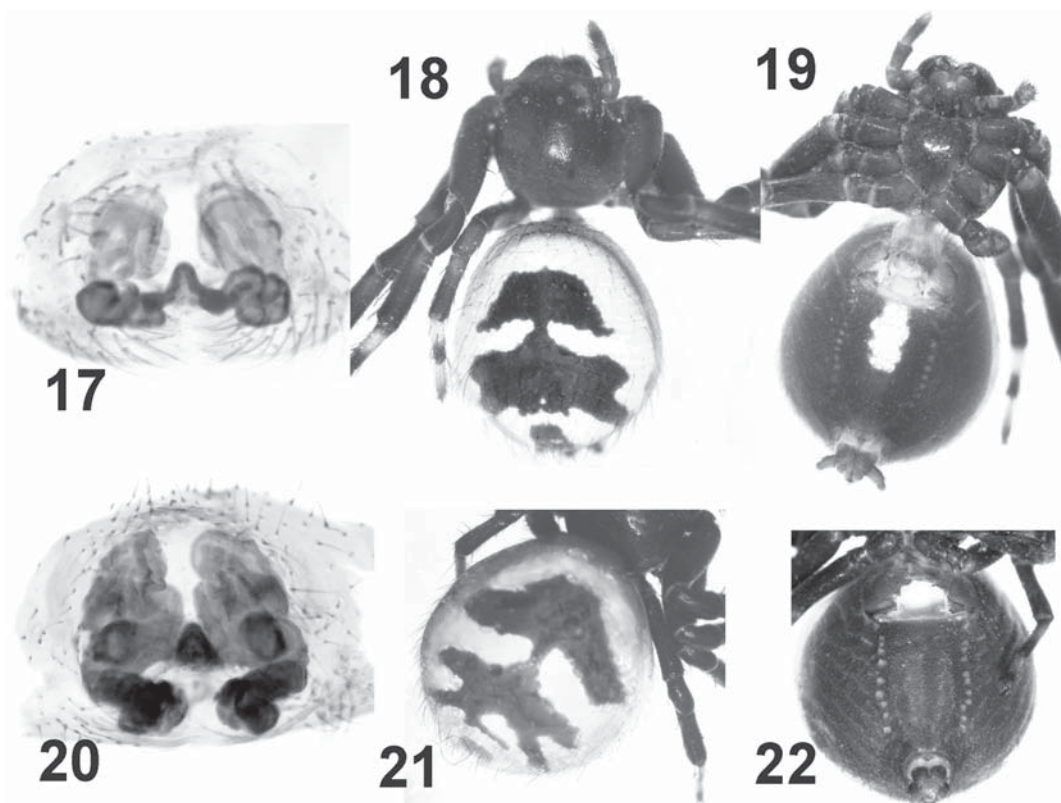
Synema sp.

Figs 20–22.

MATERIAL. 2 ♀♀ [15/03] (EFG).

COMMENTS. Probably a new species. It will be considered in a separate paper.

Our specimens (abdominal pattern and epigyne) fit well to illustration of *S. plorator* by Utotchkin [1960: f. 3-4]. Unfortunately it is unclear what was the origin of specimens



Figs. 17–22. Epigyne and general appearance of *Synema plorator* (17–19), and *Synema* sp. (20–22): 17, 20 — epigyne; 18, 21 — dorsal view; 19, 22 — ventral view.

Рис. 17–22. Эпигина и внешний вид *Synema plorator* (17–19), и *Synema* sp. (20–22): 17, 20 — эпигина; 18, 21 — сверху; 19, 22 — снизу.

illustrated by Utotchkin, although it is possible that females came from Gyandzha (=Elisavetpol).

Two species found in Naxçivan can be easily separated by the relative size of spermathecae, dorsal and ventral abdominal pattern (cf. Figs 17–22).

Thomisus albus (Gmelin, 1789)

MATERIAL. 3 ♂♂ [14] (YMM, EFG & HAA).

COMMENTS. Trans-Palaeartic range [Marusik et al., 2000].

Xysticus kochi Thorell, 1872

MATERIAL. 1 ♂, 1 ♀ [15/02] (EFG).

COMMENTS. Euro-Central Asian range [Platnick, 2003].

Xysticus loeffleri Roewer, 1955

MATERIAL. 12 ♀♀ [14] (YMM & EFG); 1 ♀ [15/03] (EFG).

COMMENTS. Caucaso-Central Asian range [Marusik & Logunov, 1995].

Xysticus luctator L. Koch, 1870

MATERIAL. 1 ♂ [15/02] (YMM).

COMMENTS. It seems this species has Euro-Caucasian range [cf. Mikhailov, 1997].

Xysticus spasskyi Utotschkin, 1968^A

MATERIAL. 1 ♂, 1 ♀ [15/02] (EFG).

COMMENTS. Known from northern Caucasus and our record is being the first for Azerbaijan and whole trans-Caucasia (Azerbaijan, Armenia & Georgia).

Xysticus tristrami (O. Pickard-Cambridge, 1872)

MATERIAL. 1 ♀ [14] (HAA); 2 ♂♂, 2 ♀♀ [15/03] (EFG).

COMMENTS. Known from the Near East to Central Asia [Marusik & Logunov, 1995].

Xysticus sp.1

MATERIAL. 1 ♀ [14] (YMM).

COMMENTS. Probably a new species and it will be treated in a separate paper.

Xysticus sp.2

MATERIAL. 1 ♀ [15/03] (EFG).

COMMENTS. Probably a new species and it will be treated in a separate paper.

Xysticus sp.3

MATERIAL. 1 ♀ [14] (EFG).

COMMENTS. Probably a new species and it will be treated in a separate paper.

ULOBORIDAE (1)

Uloborus walckenaerius Latreille, 1806

MATERIAL. 1 ♀ [14] (YMM).

COMMENTS. Trans-Palaeartic range [Marusik et al., 2000].

Uloborus plumipes Lucas, 1846*

COMMENTS. Reported from Naxçivan (Sharur) by Dumin [1988].

ZODARIIDAE (3)

Trygetus jacksoni Marusik & Guseinov, 2003

Figs 23, 24.

MATERIAL. 2 ♂♂ [13] (YMM); 2 ♂♂ [14] (YMM & EFG).

COMMENTS. *T. jacksoni* was recently described by a single female from the eastern Azerbaijan [Marusik & Guseinov, 2003] and it is not sure that males from Naxçivan are conspecific with female holotype. Never the less it is rather safe to suggest that two Azerbaijanian populations belong to the same species, because other four o *Trygetus* species occur in Near East and northern Africa [Platnick, 2003]. It is worth to note that males from Naxçivan are more similar by general appearance (shape of scuta) and male palp to *Palaestina exopolita* O. Pickard-Cambridge, 1872 than to *T. sexoculatus* (O. Pickard-Cambridge, 1872).

Zodarion cyprum Kulczyński, 1908

MATERIAL. 12 ♂♂, 8 ♀♀, 5 juv. [15/03] (YMM & EFG).

COMMENTS. Distributed from Cyprus to Caucasus [Mikhailov, 1997; Platnick, 2003].

Zodarion sp.

Fig. 25.

MATERIAL. 1 ♂, 2 ♀♀ [14] (YMM & EFG).

COMMENTS. Probably a new species and it will be treated in a separate paper. Considering that many species of *Zodarion* sensu lato can be separated by the abdominal pattern we provide figure of Naxçivan female.

ZORIDAE (2)

Zora silvestris Kulczyński, 1897

MATERIAL. 1 ♀ [13] (YMM); 1 ♀ [14] (YMM).

COMMENTS. Euro-Central Asian range [Platnick, 2003].

Zora spinimana (Sundevall, 1833)

MATERIAL. 2 ♂♂, 1 ♀ [15/02] (YMM).

COMMENTS. Trans-Palaearctic range [Platnick, 2003].

Conclusions

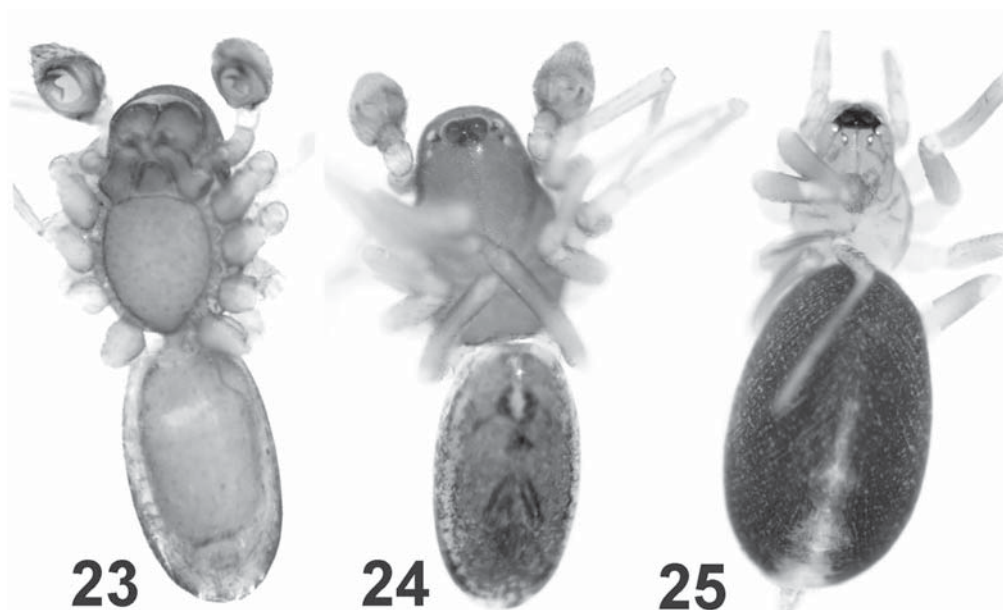
According to literature data and material presented here the known spider fauna of Naxçivan encompass not less than 185 species (Table 1) in comparison to 22 known before 2003. Among additional species found in the study area three species and two genera are new to the fauna of the former Soviet Union *Malthonica lyncea*, *Singa neta* and *Siwa atomaria*; seven species are new to Caucasus as a whole and three are new to Azerbaijan. Among material collected by us in Naxçivan two species are already described as new to science and most probably there are several dozens more among 47 taxa identified only to genus or even family level. These facts clearly demonstrate the specificity of the spider fauna in Naxçivan. It is pertinent to note that over 150 additional species were collected during less than 3 days, and therefore the revealed fauna most probably constitutes only a half or even 1/3 of the real diversity of spider species. Although collecting period was very short, the known spider fauna of Naxçivan at the present stage encompass

more species than adjacent faunas of Iran [143 species, Mozaffarian & Marusik 2001] and Armenia [127 species, Marusik & Guseinov, 2003].

Accounting distributional data of spider in adjacent areas it is easy to predict occurrence in Naxçivan several other families such as Phyxelididae, Cithaeronidae, Hersiliidae, Leptonetidae, Mysmenidae, Nesticidae, Palpimanidae, Prodidomidae and Theridiosomatidae.

Table 1. List of families found in Naxçivan and their species richness
Табл. 1. Список семейств выявленных в Нахичевани и их видовое богатство

	Family	Number of species
1.	Agelenidae	3
2.	Araneidae	7
3.	Clubionidae	5
4.	Corinnidae	4
5.	Dictynidae	2
6.	Dysderidae	3
7.	Eresidae	1
8.	Filistatidae	2
9.	Gnaphosidae	30
10.	Linyphiidae	18
11.	Liocranidae	3
12.	Lycosidae	18
13.	Mimetidae	2
14.	Oecobiidae	2
15.	Oonopidae	2
16.	Oxyopidae	2
17.	Philodromidae	9
18.	Pholcidae	2
19.	Prodidomidae	1
20.	Salticidae	30
21.	Scytodidae	1
22.	Sparsassidae	1
23.	Tetragnathidae	1
24.	Theridiidae	17
25.	Thomisidae	12
26.	Uloboridae	2
27.	Zodariidae	3
28.	Zoridae	2
Total		185



Figs. 23–25. General appearance of *Trygetus jacksoni*, ♂ (23–24) and *Zodarion* sp., ♀ (25): 23 — ventral view; 24–25 — dorsal view.
Рис. 23–25. Внешний вид *Trygetus jacksoni*, ♂ (23–24) и *Zodarion* sp., ♀ (25): 23 — снизу; 24–25 — сверху.

ACKNOWLEDGEMENTS. We wish to thank Yavyar Mamedov and Avsar who helped us during our stay in Naxçıvan. We are also grateful to Seppo Koponen and Veikko Rinne (Turku) for allowing us to stay in Turku and help with using necessary equipment. In addition we are very grateful to D.J. Buckle (Saskatoon) for checking English.

This work was supported in part by the Russian Foundation for Basic Research (grant No. 04-04-48727), Far East Branch of the Russian Academy of Sciences (grant No. 04-03-A-06-042) and Academy of Finland (grant No. 207667) and SIMO grant.

References

- Azarkina G.N. 2003. New and poorly known Palaearctic species of the genus *Phegria* Simon, 1876 (Araneae, Salticidae) // *Revue Arachnol.* T.14. Fasc.6. P.73–108.
- Canard A. 1982. Les araignées du Massif Armoricaïn II. Les Mimetides // *Bull. Soc. scient. Bretagne* Vol.54. P.77–89.
- Chatzaki M., Thaler K., Mylonas M. 2002. Ground spiders (Gnaphosidae, Araneae) of Crete and adjacent areas of Greece. Taxonomy and distribution. II // *Rev. Suisse Zool.* T.109. Fasc.3. P.603–633.
- Dunin P.M. 1984. Fauna and ecology of the spiders of the Absheron Peninsula, Azerbaijan SSR // *Fauna and ecklogia paukoobraznykh. Perm: State Univ.* P.45–60 [in Russian].
- Dunin P.M. 1988. Cribellate spiders (Aranei, Cribellatae) of Azerbaijan // *Entomol. Obozr.* Vol.67. No.1. P.190–203 [in Russian, with English summary].
- Dunin P.M. 1989. Fauna and altitudinal distribution of spiders (Arachnida, Aranei) of the Azerbaijan part of the southern macroslope of the Caucasus Major // *Lange A.B. (ed.) Fauna i ekologiya paukov i skorpionov. Moscow: Nauka.* P.31–39 [in Russian].
- Dunin P.M. 1991. Spiders of genus *Harpactea* in the fauna of Azerbaijan (Aranei, Haplogynae, Dysderidae) // *Zool. Zhurn.* Vol. 70. P.76–86 [in Russian, with English summary].
- Dunin P.M. 1992. The spider family Dysderidae of the Caucasian fauna (Arachnida Aranei Haplogynae) // *Arthropoda Selecta* Vol.1. No.3. P.35–76.
- Dunin P.M. & Mamedov A.A. 1992. Spiders in cotton fields of the southeastern part of Azerbaijan // *Bull. moskovsk. obshch. ispyt. prirody. Otd. Biol.* Vol.97. Vyp.6. P.53–61 [in Russian].
- Eskov K.Y. 1987. The spider genus *Robertus* O. Pickard-Cambridge in the USSR, with an analysis of its distribution (Arachnida: Araneae: Theridiidae) // *Senck. biol.* Bd.67. P.279–296.
- Eskov K.Y. 1994. Catalogue of the linyphiid spiders of northern Asia (Arachnida, Araneae, Linyphiidae). Sofia: Pensoft Publishers. 144 pp.
- Guseinov E.F. 1999. Spiders of Lenkoran Natural Region and Absheron Pininsula in Azerbaijan. Abstract of PhD thesis. Baku. 29 pp. [in Russian].
- Guseinov E.F., Marusik Yu.M., Koponen S. 2005a. Spiders (Arachnida: Aranei) of Azerbaijan. 6. Faunistic review of the funnel-web spiders (Agelenidae) with the description of new species // *Bull. Br. Arachn. Soc.* [in press].
- Guseinov E.F., Marusik Yu.M., Koponen S. 2005b. Spiders (Arachnida: Aranei) of Azerbaijan. 3. Faunistic review of spiders of the genus *Enoplognatha* (Theridiidae) // *Arthropoda Selecta* [in press].
- Levi H.W. 1977. The American orb-weaver genera *Cyclosa*, *Metazygia* and *Eustala* north of Mexico (Araneae, Araneidae) // *Bull. Mus. comp. Zool., Harv.* Vol.148. No.3. P.61–127.
- Levy G. 1975. The spider genera *Synaema* and *Oxyptila* in Israel (Araneae: Thomisidae) // *Israel J. Zool.* Vol.24. P.155–175.
- Levy G. 1984. The spider genera *Singa* and *Hypsosinga* (Araneae, Araneidae) in Israel // *Zoologica Scr.* Vol.13. No.2. P.121–133.
- Levy G. 1986. Spiders of the genera *Siwa*, *Larinia*, *Lipocrea* and *Drexelia* (Araneae: Araneidae) from Israel // *Bull. Br. arachnol. Soc.* Vol.7. Pt.1. P.1–10.
- Levy G. 1998. Twelve genera of orb-weaver spiders (Araneae, Araneidae) from Israel // *Israel J. Zool.* Vol.43. P.311–365.
- Logunov D.V. 1996a. A review of the genus *Phegria* Simon, 1876 in the fauna of Russia and adjacent countries (Araneae: Salticidae: Aelurillinae) // *Genus* Vol.7. P.533–567.

- Logunov D.V. 1996b. A critical review of the spider genera *Apollophanes* O. P.-Cambridge, 1898 and *Thanatus* C. L. Koch, 1837 in North Asia (Araneae, Philodromidae) // Rev. arachnol. T.11. Fasc. P.133–202.
- Logunov D.V. 1998. New species and new records of Palaearctic *Sitticus* (Araneae: Salticidae) // Zoosystematica Rossica. Vol.7. No.1. P.77–83.
- Logunov D.V. 2004. Notes on new and poorly known Palaearctic species of the genera *Neon*, *Sitticus* and *Synageles* (Araneae: Salticidae) // Bull. Br. Arachnol. Soc. Vol.13. Pt.2. P.33–40.
- Logunov D.V., Guseinov E.F. 2002. Faunistic review of the jumping spiders of Azerbaijan (Aranei: Salticidae), with additional faunistic records from neighboring Caucasian countries // Arthropoda Selecta. Vol.10 (for 2001). No.3. P.243–260.
- Logunov D.V. & Marusik Yu.M. 2001. Catalogue of the jumping spiders of northern Asia (Arachnida, Araneae, Salticidae). Moscow: KMK Scientific Press Ltd. 299 pp.
- Logunov D.V., Rakov S.Y. 1998. Miscellaneous notes on Middle Asian jumping spiders (Aranei: Salticidae) // Arthropoda Selecta. Vol.7. No.2. P.117–144.
- Marusik Yu.M., Guseinov E.F. 2003. Spiders (Arachnida: Aranei) of Azerbaijan. 1. New family and genus records // Arthropoda Selecta. Vol.12. No.1. P.29–46.
- Marusik Yu.M., Guseinov E.F., Koponen S. 2003a. A survey of east Palaearctic Lycosidae (Araneae). 1. On three closely related species of the *Pardosa falcata*-group // Acta Arachnologica. Vol.52. No.1. P.43–50.
- Marusik Yu.M., Guseinov E.F., Koponen S. 2003b. Spiders (Arachnida: Aranei) of Azerbaijan. 2. Critical survey of wolf spiders (Lycosidae) found in the country with description of three new species and brief review of Palaearctic *Evippa* Simon, 1885 // Arthropoda Selecta. Vol.12. No.1. P.29–46.
- Marusik Yu.M., Logunov D.V. 1995. The crab spiders of Middle Asia (Aranei, Thomisidae), 2 // Beitr. Araneol. Bd.4. S.133–175.
- Marusik Yu.M., Logunov D.V., Koponen S. 2000. Spiders of Tuva, South Siberia. Magadan: IBPN FEB RAS. 252 pp.
- Marusik Yu.M., Rybalov L.B., Koponen S., Tanasevitch A.V. 2002. Spiders (Aranei) of Middle Siberia, an updated check-list with a special reference to the Mirnoye Field Station // Arthropoda Selecta. Vol.10. No.4. P.323–350.
- Mikhailov K.G. 1986. New species of spiders from the families Clubionidae and Liocranidae from the middle Asia and the Caucasus // Zool. Zhurn. Vol.65. No.5. P.798–802 [in Russian, with English summary].
- Mikhailov K.G. 1988. Contribution to the spider fauna of the genus *Micaria* Westring, 1851 of the USSR. I (Aranei, Gnaphosidae) // Spixiana. Bd.10. H.3. P.319–334.
- Mikhailov K.G. 1990. The spider genus *Clubiona* Latreille 1804 in the Caucasus, USSR (Arachnida: Araneae: Clubionidae) // Senck. biol. Bd.70. P.299–322.
- Mikhailov K.G. 1992. The spider genus *Clubiona* Latreille, 1804 (Arachnida Aranei Clubionidae) in the USSR fauna: a critical review with taxonomical remarks // Arthropoda Selecta Vol.1. No.3. P.3–34.
- Mikhailov K.G. 1997. Catalogue of the spiders of the territories of the former Soviet Union (Arachnida, Aranei). Moscow: Zool. Mus. Moscow State Univ. 416 pp.
- Mozaffarian F. & Marusik Yu. M. 2001. A checklist of Iranian spiders (Aranei) // Arthropoda Selecta Vol.10. No.1. P.67–74.
- Nenilin A.B. 1985. Materials on the fauna of the spider family Salticidae of the USSR. II. Results of the study of Salticidae of the USSR // Fauna i ekologiya paukov SSSR. Trudy Zool. inst. AN SSSR. Vol.139. P.129–134 [in Russian, with English summary].
- Platnick N.I. 2003. The world spider catalog, version 4.0. American Museum of Natural History, online at <http://research.amnh.org/entomology/spiders/catalog81-87/index.html>
- Rakov S.Y., Logunov D.V. 1996. A critical review of the genus *Heliophanus* C.L. Koch, 1833, of Middle Asia and the Caucasus (Aranei Salticidae) // Arthropoda Selecta Vol.5. No.3/4. P.67–104.
- Schmidt P. 1895. Beitrag zur Kenntnis der Laufspinnen (Araneae Citigradae Thor.) Russlands // Zool. Jahrb. Syst. Bd.8. S.439–484.
- Song D.X., Zhu M.S., Chen J. 1999. The Spiders of China. Shijiazhuang: Hebei Sci. Technol. Publ. House. 640 pp.
- Tanasevitch A.V. 1987. The linyphiid spiders of the Caucasus, USSR (Arachnida: Araneae: Linyphiidae) // Senckenberg. biol. Bd.67. H.4–6. S.297–383.
- Tanasevitch A.V. 1990. The spider family Linyphiidae in the fauna of the Caucasus (Arachnida, Aranei) // Fauna nazemnykh bespozvonochnykh Kavkaza. Moscow. P.5–114.