

The spider genus *Clubiona* Latreille, 1804 (Aranei: Clubionidae) in the fauna of the former USSR: 2003 update

Пауки рода *Clubiona* Latreille, 1804 (Aranei: Clubionidae) фауны бывшего СССР: обновление 2003 года

K.G. Mikhailov
К.Г. Михайлов

Zoological Museum, Moscow Lomonosov State University, Bolshaya Nikitskaya Str. 6, Moscow 125009 Russia.
Зоологический музей МГУ, Большая Никитская ул. 6, Москва 125009 Россия.

KEY WORDS: spiders, *Clubiona*, taxonomy, faunistics, former USSR.

КЛЮЧЕВЫЕ СЛОВА: пауки, *Clubiona*, систематика, фаунистика, бывший СССР.

ABSTRACT: Additional faunistic data for the spider genus *Clubiona* Latreille, 1804 in the former USSR are provided. In total, 91 species (one undescribed) are considered. All the literature-derived data since Mikhailov [1992b] are included. The following new species are described: *C. mazandaranica* sp.n. (♂♀, Iran: Mazandaran Prov., Azerbaijan: Lenkoran Prov.), *C. mykolai* sp.n. (♂♀, Ukraine: The Crimea), *C. yaroslavi* sp.n. (♂), *C. dunini* sp.n. (♀), *C. helenae* sp.n. (♂), *C. sichotamica* sp.n. (♂) (all from Russia: Maritime Prov. = Primorie). *C. congentilis* Kulczyński, 1913 (♂♀) is figured and redescribed. The female of *C. hyrcanica* Michailov, 1990 and the male of *C. pseudoneglecta* Wunderlich, 1994 are figured and described for the first time. Deviations in or details of the copulatory organs of *C. latericia* Kulczyński, 1926 and *C. microsapporensis* Michailov, 1990 are figured. The following new synonymies are established: *C. liachviana* Mkhaidze, 1997 = *C. alpicola* Kulczyński, 1881; *C. chechtsirica* Michailov, 1995 = *C. paiki* Michailov, 1991; *C. yadongensis* Hu, 2001 = *C. xiningensis* Hu, 2001 = *C. neglecta* O.Pickard-Cambridge, 1862; *C. serrulata* Hu, Wang et Wang, 1991 = *C. wolchongsensis* Paik, 1990 = *C. papillata* Schenkel, 1936.

РЕЗЮМЕ: Приведены дополнительные данные по фауне пауков рода *Clubiona* Latreille, 1804 в бывшем СССР. Всего обнаружен 91 вид (в т.ч. один неописанный). Включены все литературные данные, опубликованные после работы Михайлова [Mikhailov, 1992b]. Описаны новые виды: *C. mazandaranica* sp.n. (♂♀, Иран: пров. Мазандаран, Азербайджан: Ленкорань), *C. mykolai* sp.n. (♂♀, Украина: Крым), *C. yaroslavi* sp.n. (♂), *C. dunini* sp.n. (♀), *C. helenae* sp.n. (♂), *C. sichotamica* sp.n. (♂) (все из России, Приморье). Дано иллюстрированное переописание *C. congentilis* Kulczyński, 1913 (♂♀). Впервые описаны самка *C. hyrcanica* Michailov, 1990 и самец *C. pseudoneglecta* Wunderlich, 1994. Изображены

отклонения в строении и особенности строения копулятивных органов *C. latericia* Kulczyński, 1926 и *C. microsapporensis* Michailov, 1990. Установлены новые синонимы: *C. liachviana* Mkhaidze, 1997 = *C. alpicola* Kulczyński, 1881; *C. chechtsirica* Michailov, 1995 = *C. paiki* Michailov, 1991; *C. yadongensis* Hu, 2001 = *C. xiningensis* Hu, 2001 = *C. neglecta* O.Pickard-Cambridge, 1862; *C. serrulata* Hu, Wang et Wang, 1991 = *C. wolchongsensis* Paik, 1990 = *C. papillata* Schenkel, 1936.

The aim of this paper is to provide updated faunistic information for the spider genus *Clubiona* in the ex-USSR [Mikhailov, 1992b].

In total, 71 species of *Clubiona* were known from the ex-USSR in 1992 [Mikhailov, 1992b], 80 — in 1995 [Mikhailov, 1995a] and 81 — in 1997 [Mikhailov, 1997a]. This paper lists 91 species, including 6 new to science and one yet to be described. A redescription of *Clubiona congentilis* Kulczyński, 1913 was omitted in my 1992 paper, because figures were missed at that time; a redescription and figures based on the material cited in Mikhailov [1992b] are provided herein.

To assist proper identification, references to (re-)descriptions and figures are given for Asian, especially Oriental, species. Page numbers in the corresponding papers are not quoted when only geographical data are provided. For *nomina dubia* and *nomina nuda*, see the catalogue of the ex-USSR spiders [Mikhailov, 1997a].

Unfortunately, a detailed ecological study and precise collecting data within local habitats has not yet been conducted in Maritime Prov. (= Primorie), the Russian Far East. Therefore, many previously described species are known from only one sex. A proper ecological investigation is needed.

The following abbreviations are used in the descriptions: Cb — cymbium; d. — dorsally; EP — embolar (embolic) part of bulb; F — femur; lat. — laterally; ld — literature data; Mt — metatarsus; Pt — patella; rlat. — retrolaterally; T — tarsus; TA — tibial apophysis; Ti — tibia; v. — ventrally.

Collector names are also abbreviated: AP — Alexandr V. Ponomarev; AT — Andrei V. Tanasevitch; AZ — Andrei S. Zor'kin; DL — Dmitri V. Logunov; KE — Kirill Yu. Eskov;

KM — Kirill G. Mikhailov; NK — Nikolai (=Mykola) M. Kovblyuk; OL — Oleg V. Lyakhov; PD — Peter M. Dunin (†); SG — Sergei I. Golovatch; SK — Seppo Koponen; TO — Tatiana I. Oliger; YM — Yuri M. Marusik.

The typical pattern of leg armature in *Clubiona* is as follows: F I–II d.1.1.2, III–IV d.1.1.3, Pt III–IV rlat.1, Ti I–II v.2.2, III d.2.2, v.1.1, IV d.2.2, v.1.1.1, Mt I–II v.2, III d.2.1.2, lat.1.2, v.2.2, IV d.2.1.2, lat.2.2, v.2.1.2. Only deviations from this formula are given in the descriptions. All measurements are in mm. When several specimens are measured, $M \pm m$ is provided, the number of specimens measured is given in parentheses.

The specimens upon which this paper is based are kept mainly in the Zoological Museum, Moscow State University, Russia (ZMMU, curator Dr. K.G. Mikhailov). More material from Russia and N-Korea were found in the collection of the Zoological Institute, St.-Petersburg, Russia (ZIN, former curator Dr. V.I. Ovtsharenko, recent curator Dr. V.A. Kri-vokhatskiy), e.g., N-Korean specimens identified by the prominent Russian arachnologist, the late Prof. D.E. Kharitonov. Unfortunately, in some specimens the female genitalia were removed, and the respective slides were not found. Other materials are kept in: IZW — Institute of Zoology, Warszawa, Poland (former curator Prof. Dr. J. Prószyński); NHMB — Natural History Museum Budapest, Hungary (former curator Dr. J. Mahunka, current curator Mr. T. Szuts); JWC — Jörg Wunderlich's (Straubenhardt, Germany) personal collection; OC — Dr. T.I. Oliger's personal collection (Nizhnesvirskiy Reserve, Leningrad Area, Russia); PC — A.V. Ponomarev's personal collection (Razdorskaya Village, Rostov Area, Russia); PSU — Perm State University, Perm, Russia (curator Dr. S.L. Eyunin); SZM — Siberian Zoological Museum, Novosibirsk, Russia (former curator Dr. D.V. Logunov, current curator Ms. G.N. Azarkina); TNU — Taurida National University, Simferopol, Crimea, Ukraine (curator N.M. Kovblyuk); ZMT — Zoological Museum, Turku University, Finland (curator M. Saaristo).

The following abbreviations for geographical locations are used in the literature data:

RUSSIA. ALT — Altai Province, AMR — Amur Area, ARKh — Arkhangelsk Area, AST — Astrakhan Area, BLG — Belgorod Area, BRN — Bryansk Area, BUR — Buryatian Republic, ChLB — Chelyabinsk Area, ChIT — Chita Area, ChVSh — Chuvashian Republic, EKB — Ekaterinburg (former Sverdlovsk) Area, IRK — Irkutsk Area, KBA — Kabardino-Balkarian Republic, KhAB — Khabarovsk Province, KLM — Kalmykian Republic, KLZh — Kaluga (Kaluzhskaya) Area, KMCh — Kamchatka Area, KMR — Kemerovo Area, KOM — Komi Republic, KRG — Kurgan Area, KRL — Karelia (Karelian Republik), KRN — Krasnoyarsk Province, KRS — Krasnodar Province, KRV — Kirov Area, KUR — Kursk Area, LNN — Leningrad Area, MGD — Magadan Area, MRM — Murmansk Area, MRS — Mariyskaya (Mari-El) Republic, MSK — Moscow Area, NVG — Novgorod Area, NVS — Novosibirsk Area, ORL — Orel Area, ORN — Orenburg Area, PRI — Primorie (=Maritime) Province, PRM — Perm Area, PSK — Pskov Area, RST — Rostov Area, RZN — Ryazan Area, SAKh — Sakhalin Area (including Kurile Islands), SMR — Samara (former Kuybyshev) Area, STV — Stavropol Province, TLS — Tula Area, TMB — Tambov Area, TMN — Tyumen Area, TMS — Tomsk Area, TTR — Tartar (=Tatar) Republic, TVR — Tver (former Kalinin) Area, ULN — Ulyanovsk Area, VRN — Voronezh Area, YaKT — Yakutian (Sakha) Republic.

Correct physiographical sequence of the regions given above: MRM, KRL, LNN, PSK, NVG, TVR, MSK, KLZh,

TLS, RZN, BRN, ORL, TMB, KUR, BLG, VRN, MRS, ChVSh, ULN, TTR, SMR, AST, RST, KLM, KRS, STV, KBA, ARKh, KOM, KRV, PRM, EKB, ChLB, ORN, KRG, TMN, NVS, TMS, KMR, ALT, KRN, Tuva, YaKT, MGD, KMCh, IRK, BUR, ChIT, AMR, KhAB, PRI, SAKh.

ESTONIA. LATVIA. LITHUANIA. (no subdivision)

BELARUS. UKRAINE. ChRK — Cherkassy Area, DNTs — Donetsk Area, KhRK — Kharkov Area, KhRS — Kherson Area, KRV — Kirovograd Area, ODS — Odessa Area, SUM — Sumy Area, ZAK — Zakarpatskaya Area, ZhTM — Zhitomir Area. MOLDAVIA (MOLDOVA).

AZERBAIJAN. GEORGIA. (no subdivision)

KAZAKHSTAN. AKM — Akmolinsk Area, PVL — Pavlodar Area, SKO — Severo-Kazakhstanskaya (=North Kazakhstan) Area, VKO — Vostochno-Kazakhstanskaya (=East Kazakhstan) Area.

UZBEKISTAN. KIRGHIZIA (KYRGHYZSTAN). (no subdivision)

Literature data mainly cover publications since 1992, and those not mentioned in Mikhailov [1992b]. Several earlier contributions from the 1970s that were missed in my paper are also included. Data that consist only of citations by earlier authors are identified using “-ld”, meaning “literature data”. Literature data derived from the collections are marked with an asterisk (*).

In the “Distribution” section, data for the territories outside the ex-USSR start as a new paragraph.

Misidentifications

Clubiona hiliaris Simon, 1878 — Azerbaijan [Guseinov, Rubtsova, 2001]. The specimen is identified herein as *C. alpicola*.

Clubiona canadensis Emerton, 1890 — Cisbaikalia [Izmailova, 1989b — s. Mikhailov, 1992a]. Specimen not examined.

Clubiona rosserae Locket et Millidge, 1953 — Transbaikalia [Izmailova, 1989b — s. Mikhailov, 1992a]. Specimen not examined.

Taxonomic part

Genus *CLUBIONA* Latreille, 1804

Subgenus *Paraclubiona* Lohmander, 1945

Clubiona corticalis (Walckenaer, 1802)

LITERATURE DATA. AZERBAIJAN [Dunin, Mamedov, 1992].

MISIDENTIFICATIONS. RUSSIA. MRS [Matveev, 1991; Krasnobaev, Matveev, 1993-ld]. These records are clearly outside the known range of this species. UKRAINE: the Crimea: Dzhankoi [Apostolov, Onchurov, 1998; Onchurov, 1998].

DISTRIBUTION. Ukraine (the Carpathians), Caucasus: Azerbaijan, Armenia. The record of this species in the steppe part of the Crimea by Onchurov [1998] is rather doubtful and requires confirmation.

S-, C-Europe, S-Sweden.

Subgenus *Japoniona* Michailov, 1990

Clubiona (Japoniona) japonica L. Koch, 1878

Clubiona flavipes (nec Saito, 1939, misidentified) — Mikhailov, 1990b: 144, figs. 10–11 (♂).

C. japonica — Hayashi, Yoshida, 1991: 42, figs. 12–14 (♂).
MATERIAL. 1 ♂ (NHMW), labelled as: “L. Koch coll. Japan. 1884. 825. Steindacher don.”

REMARKS. Earlier [Mikhailov, 1990b], I treated true *C. japonica* as *C. flavipes* and *C. coreana* Paik, 1990 as *C. japonica*. The correct placement for the Russian “*C. japonica*” and *C. flavipes* was proposed by Hayashi & Yoshida [1991]. During a visit to the Naturhistorisches Museum Wien (Austria) in 1995, I was able to examine the *C. japonica* specimen identified by L. Koch, and the opinion of my Japanese colleagues was confirmed.

LITERATURE DATA. RUSSIA. SAKh: Sakhalin [Mikhailov, 1992b].

DISTRIBUTION. Russia — S-Far East (islands): S-Sakhalin, Kunashir.

All Japan.

Clubiona (Japoniona) coreana Paik, 1990

Clubiona coreana Paik, 1990a: 89–91, figs. 1–15 (♂♀);
C. japonica (nec L. Koch, 1878, misidentified) — Mikhailov, 1990b: 143, figs. 1–6 (♂♀), 1992b; Song *et al.*, 1999: 416, figs. 246J–K (♀), 249I–J (♂);

C. coreana — Song *et al.*, 1991: 67–68, fig. 2A–D (♂♀); Song *et al.*, 1999: 415, figs. 245B–C (♀), 247K–L (♂).

MATERIAL. RUSSIA, Maritime Prov.: 12 ♂♂, 11 ♀♀ (OC, ZMMU, SZM), Lazovskiy Distr. and Reserve, 1975–1982, TO; 1 ♀ (ZMT), Ussuri Reserve, 43°39'N, 132°33'E, 29–31.07.1998, leg. SK, det. YM.

More specimens were collected in KhAB: Bolshekhokhtskiy Reserve and PRI: environs of Anisimovka Village, Khasan Distr., and Sikhote-Alin'sky Reserve.

LITERATURE DATA. RUSSIA. PRI [Mikhailov, 1992b; Kim, Kurenschchikov, 1995-ld].

REMARKS. See “Remarks” under the former species. The correct placement of Russian “*C. japonica*” was indicated by Paik [1990b] and Hayashi & Yoshida [1991]. Their opinion is accepted here (see above).

DISTRIBUTION. Russia — S-Far East (continental). S-Korea, China (Liaoning).

Clubiona vigil Karsch, 1879

Clubiona vigil — Mikhailov, 1990b: figs. 7–9 (♂); Hayashi, Yoshida: 42, figs. 9–11 (♂).

REMARKS. According to Hayashi & Yoshida [1991], specimens from Japan and Russia belong to different species. Examination of the type species is necessary.

LITERATURE DATA. RUSSIA. SAKh: Kunashir Isl. [Marusik *et al.*, 1993b-ld].

DISTRIBUTION. Russia — Kuriles: Kunashir Isl. All Japan, S-Korea, China (?).

Subgenus *Bucliona* Benoit, 1977

(=*Bicluona* Mikhailov, 1994)

Clubiona (Bucliona) jucunda (Karsch, 1879)

Clubiona jucunda — Paik, 1990b: 71–73, figs. 28–39 (♂♀); Mikhailov, 1994: 54–56, figs. 1(1–3), 2(1–3) (♂♀); Song *et al.*, 1999: 425, figs. 246P (♀), 249M (♂).

LITERATURE DATA. RUSSIA. PRI: Lazovski Reserve [Mikhailov, 1994]. SAKh: Kunashir [Mikhailov, 1992b, 1994; Marusik *et al.*, 1993b-ld].

DISTRIBUTION. Russia: S-Far East (continental & island).

Japan, N- & S-Korea, China (widely [Song *et al.*, 1999]).

Subgenus *Clubiona sensu stricto*

THE *TRIVIALIS*-GROUP

Clubiona (Clubiona) trivialis C.L. Koch, 1843

LITERATURE DATA. RUSSIA. KRL: Kivach Reserve [Tsellarius, 1993]. LNN: Nizhnesvirskiy Reserve [Oliger T., 1995, 1996]. ARKh: Pechora River Delta [Mazura, 2000]. KOM [Mikhailov, 1992b]. ChLB: Troitsky Reserve [Esyunin, Efimik, 1995]. TMN: Yuganskiy Reserve [Mikhailov, 1992b; Esyunin, 1996], Polar Urals [Koponen *et al.*, 1998]. KRN: environs of Mirmoe [Rybalov *et al.*, 2002]. MGD: environs of Magadan [Marusik *et al.*, 1992a; Mikhailov, Marusik, 1995]. SAKh: Sakhalin [Mikhailov, 1992b; Marusik *et al.*, 1993b].

ESTONIA [Vilbaste, 1974, 1993].

LATVIA [Mikhailov, 1992b].

LITHUANIA [Pupiska, 1939; Valenta, Kašarskyte, 1990; Vilkas, 1992-ld; Relys, 1994].

UKRAINE. Polesye [Evtushenko, 1991c, 1993a].

MISIDENTIFICATIONS. KLM [Minoranskiy, Ponomarev, 1984] (examined; see under *C. juvenis*).

DISTRIBUTION. Russia — European part (except the extreme South), C- & NE-Siberia, Sakhalin. Baltic countries, Belarus, Ukraine.

S-, C- & N-Europe. Japan (Hokkaido).

Clubiona (Clubiona) amurensis Michailov, 1990

Clubiona amurensis Mikhailov, 1990b: 148, figs. 21–22 (♀);
LITERATURE DATA. RUSSIA. PRI [Mikhailov, 1992b].

REMARKS. The male of *C. amurensis* from Hokkaido figured by Matsuda [1991] is not conspecific with true *C. amurensis*. A specimen from Kunashir (see below) belongs to this undescribed Japanese species.

DISTRIBUTION. Russia — S-Far East: Khinganskiy Reserve.

Clubiona (Clubiona) cf. amurensis Michailov, 1990

Clubiona amurensis — Matsuda, 1991: 22–24, figs. 1–7 (♂♀).

MATERIAL. RUSSIA: S-Kuriles: 1 ♀ (ZMMU), Kunashir Isl., S part, 2.5 km N of Golovnino, 43°46.01'N, 145°32.02'E, 01 & 21.09.1997, YM.

REMARKS. See “Remarks” under the former species.

DISTRIBUTION. Russia — S-Kuriles: Kunashir Isl. Japan: Hokkaido.

Clubiona (Clubiona) basarukini Michailov, 1990

Clubiona basarukini Mikhailov, 1990b: 146–147, figs. 12–16 (♂♀).
C. basarukini — Matsuda, 1991: 24–26, figs. 8–11 (♀).

LITERATURE DATA. RUSSIA. Transbaikalia [Danilov, 1999-ld]. BUR [Mikhailov, 1992b]. SAKh: Sakhalin [Marusik *et al.*, 1993b-ld].

DISTRIBUTION. fUSSR — Russia: Transbaikalia, S-Sakhalin.

N-Mongolia: Selenga Aimak. Japan: Hokkaido.

Clubiona (Clubiona) diversa O. Pickard-Cambridge, 1862

MATERIAL. KAZAKHSTAN: 1 ♀ (SZM), Pavlodar Area, Bayan-Aul'skiy Distr., environs of Kyzyl-Tau Village, meadow, 11.06.1991, OL.

More specimens were collected in Tuva, ChIT (Kyra Town), and Sakhalin.

LITERATURE DATA. RUSSIA. LNN [Mikhailov, 1992b]: Nizhnesvirskiy Reserve [Oliger T., 1995, 1996]. KRS: Caucasian Reserve [Mikhailov, 1992b]. BShK [Efimik, 1997]: Bashkirian Reserve [Efimik, 1995a; Esysunin, Efimik, 1995]. ChLB: Troitskiy Reserve [Esysunin, Pakhorukov, 1992]. NVS [Mikhailov, 1992b]. KRN: Khakassia [Mikhailov, 1992b]. Tuva [Mikhailov, 1992b; Logunov et al., 1998; Marusik et al., 2000]. MGD: environs of Magadan [Marusik et al., 1992-ld]; Upper Kolyma [Marusik et al., 1992; Marusik, 1994; Mikhailov, Marusik, 1995]. Transbaikalia [Danilov, 1999-ld]. ChIT: Sokhondo Reserve [Mikhailov, 1992b]. KhAB: Okhotsk Distr. [Marusik et al., 1992; Mikhailov, Marusik, 1995]. SAKh: Sakhalin [Marusik et al., 1993b]; Middle Kuriles [Kamura, 2001].

LITHUANIA [Vilkas, 1992-ld; Relys, 1994-ld; Relys, Dapkus, 2001; Relys et al., 2002].

UKRAINE. ZAK [Mikhailov, 1992b].

KAZAKHSTAN. Akmolinsk, Alma-Ata, East Kazakhstan areas [Mikhailov, 1992b]; Saur Mt. Ridge [Eskov, Marusik, 1995].

DISTRIBUTION. Russia — European part, Caucasus, Siberia, Kuriles. Estonia, Lithuania, Belarus, Ukraine, Azerbaijan, Kazakhstan.

S-, C- & N-Europe, Mongolia, S-Korea, Japan.

Clubiona (Clubiona) juvenis Simon, 1878

LITERATURE DATA. LITHUANIA [Mikhailov, 1992b].

UKRAINE: DNTs [Prokopenko, 2000], Berdyansk [Mikhailov, 1992b].

DISTRIBUTION. Russia — S-European part. Estonia, Lithuania, Ukraine, Uzbekistan.

S- & C-Europe, China: Gansu.

Clubiona (Clubiona) rostrata Paik, 1985

Clubiona rostrata Paik, 1985: 3–5, figs. 10–18 (♀);

C. maikoeae Hayashi, 1985: 36–39, figs. 1–8 (♂♀);

C. rostrata—Hayashi, 1987: fig. 14 (♀, =*C. maikoeae*); Mikhailov, 1990b: figs. 17–20 (♂); Paik, 1990b: 75–76, figs. 48–52 (♂); Song et al., 1999: 427, figs. 251I–J (♀), 253J–K (♂).

MATERIAL. RUSSIA, Maritime Prov.: 3 ♀♀ (ZMMU), Khasan Distr., environs of Andreevka Village, 42°35′–36′N, 131°13′E, 11–15.08.1998, leg. et det. YM; 3 ♂♂, 7 ♀♀ (OC, ZMMU), Lazovskiy Distr., 1975–1982, 1984, TO; 1 ♀ (ZMMU), Lazovskiy Reserve, Korpad' Camp, 43°16′N, 134°08′E, 06–09.08.1998, SK.

DOUBTFUL LOCALITY. RUSSIA: 1 ♂ (PC), Belgorod Area, N suburb of Belgorod, potato field, pitfall traps, 27.08.1977, A.V. Prismani.

More specimens were collected in KhAB: Bolshekhokhtskiy Reserve and PRI: environs of Anisimovka.

REMARKS. The record from Belgorod Area is extremely far from the main range of *C. rostrata*. The specimen identification seems to be correct, therefore I suspect that the label locality data is wrong.

LITERATURE DATA. RUSSIA. KhAB: Nanayskiy Distr. [Mikhailov, 1992b; Kim, Kurenschikov, 1995-ld]; Bolshoi Khekhtsir Mt. Range [Kim, Kurenschikov, 1995-ld]. PRI [Mikhailov, 1992b].

DISTRIBUTION. Russia: S-Far East (continental & island).

Japan, N- & S-Korea, China: Zhejiang, Liaoning, Jilin, Heilongjiang.

Clubiona (Clubiona) subtilis L. Koch, 1867

MATERIAL. RUSSIA: 1 ♀ (ZMMU), Krasnodar Province, 10 km NW of Starokorsunskaya, edge of wheat field, 28.04.2000, R. Seifulina.

UKRAINE: 1 ♂, 2 ♀♀ (ZMMU), The Crimea, btw. Saki & Yevpatoria, 45°09.37′N, 33°30.044′E, 18.03.2002, leg. et det. YM.

LITERATURE DATA. LNN: Nizhnesvirskiy Reserve [Oliger T., 1996]. KUR: Tsentral'no-Chernozomyomniy Reserve [Polchaninova, 2001]. SMR [Krasnobaev, Matveev, 1993]: Zhiguli Reserve [Krasnobaev, 1996]. PRM [Esysunin, Efimik, 1995]. ChLB: Troitskiy Reserve [Esysunin, Pakhorukov, 1992]. NVS [Mikhailov, 1992b]. Tuva [Mikhailov, 1992b]. Transbaikalia [Danilov, 1999-ld]. BUR: Dzherghinskiy Reserve [Danilov, 1997]. ChIT: Sokhondo Reserve [Mikhailov, 1992b]. KhAB: S part [Kim, Kurenschikov, 1995]. SAKh: Sakhalin [Marusik et al., 1993b].

UKRAINE. Askania-Nova Reserve [Polchaninova, 1995]; Chernomorskiy Reserve [Polchaninova, 1997]; Polesye [Evtushenko, 1991b,c, 1993b].

KIRGHIZIA [Mikhailov, 1992b; Zonshtein et al., 1996-ld].

DISTRIBUTION. Russia — C- & N-European part, W- & S-Siberia. Estonia, Belarus, Ukraine, Kirghizia.

S-, C- & N-Europe, Mongolia: Selenga Aimak.

Clubiona (Clubiona) transbaikalica Michailov, 1992

Clubiona (Clubiona) transbaikalica Mikhailov, 1992b: 6–7, fig. 1 (♂).

LITERATURE DATA. RUSSIA. Transbaikalia [Danilov, 1999-ld]. BUR [Mikhailov, 1992b].

DISTRIBUTION. Russia — Transbaikalia. This species is known only from the type localities.

THE *MARMORATA*-GROUP

Clubiona (Clubiona) marmorata L. Koch, 1866

LITERATURE DATA. LITHUANIA [Pupiska, 1939; Vilkas, 1992-ld; Relys, 1994-ld, 1995].

MOLDAVIA [Mikhailov, 1992b].

MISIDENTIFICATION. RUSSIA. KRS [Sharov et al., 1984].

DISTRIBUTION. Lithuania, Belarus, Ukraine, Moldova. Not found in Russia.

S- & C-Europe.

Clubiona (Clubiona) hyrcanica Michailov, 1990

Figs. 1–2.

Clubiona hyrcanica Mikhailov, 1990a: 303–304, figs 5–8 (♂).

MATERIAL. 1 ♂ 1 ♀ (ZMMU), SE Azerbaijan, Lenkoran Distr., env. of Aurora Vill., 38°40′N, 48°52′E, 23–28.04.2001, YM.

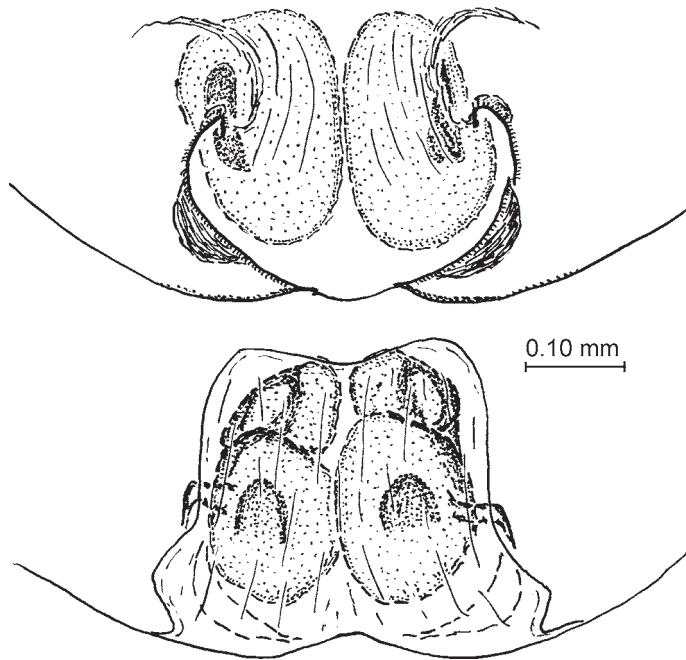
DIAGNOSIS (female). Previously, this species was known only from the male. The female, described here for the first time, differs from the closely related species *C. marmorata*, in the absence of the central paired epigynal grooves, the non-sclerotized posterior lateral angles of the epigyne and in the different general orientation of the copulatory tubes.

DESCRIPTION. Female. Total length 5.85. Carapace 2.55 long, 1.90 wide, ratio 1.34. Carapace and legs straw-coloured. Leg measurements:

	F	Pt	Ti	Mt	T
I	1.30	0.80	1.00	0.75	0.45
II	1.50	0.88	1.18	0.75	0.50
III	1.25	0.68	0.75	1.00	0.43
IV	1.75	0.88	1.38	1.68	0.58

Leg armature: Ti II v.1.2, III d.2, v.1, Mt I v.0, III d.2.0.2, lat.1.2, v.2.2, IV d.2.1.2, lat.2.2, v.2.2.

Abdomen pale brown, 3.20 long, 1.85 wide, ratio 1.73. Epigyne as in Figs. 1–2.



Figs. 1–2. *Clubiona hyrcanica*, ♀ genitalia: 1 — epigyne, 2 — vulva.
Рис. 1–2. *Clubiona hyrcanica*, гениталии ♀: 1 — эпигина, 2 — вульва.

LITERATURE DATA. AZERBAIJAN: Lenkoran [Guseinov, 1998, 1999].

DISTRIBUTION. Azerbaijan: Lenkoran, Hyrcan.

THE *BREVIPES*-GROUP

Clubiona (Clubiona) brevipes Blackwall, 1841

MATERIAL. UKRAINE: 1 ♀ (ZMMU), the Crimea, Krimskiy State Natural Reserve, Asport Camp, broadleaved forest, 28.06.2001, NK.

GEORGIA: 1 ♂ (ZIN), Kolkhida, Bdzho-Bdzho, 15.06.1969, E. Popov.

LITERATURE DATA. RUSSIA. STV [Mikhailov, 1992b].

MISIDENTIFICATION. MRS [Matveev, 1991; Krasnobae, Matveev, 1983-ld]. This record is clearly outside the known range of this species.

DISTRIBUTION. Russia — S-European part, Ukraine (The Crimea), Georgia, Azerbaijan.

S-, C- & N-Europe. New to the fauna of Ukraine.

Clubiona (Clubiona) alexeevi Michailov, 1990

LITERATURE DATA. RUSSIA. KBA [Mikhailov, 1992b].

DISTRIBUTION. Russia: N-Caucasus: C part.

THE *COMTA*-GROUP

Clubiona (Clubiona) comta C.L. Koch, 1839

REMARKS. As has been indicated in several catalogues [Prószyński, Starega, 1971, etc.], the spelling “*C. comta*” is correct, whereas “*C. compta*” is an invalid emendation.

LITERATURE DATA. RUSSIA. KRS [Mikhailov, 1992b].

ESTONIA [Vilbaste, 1974: *C. compta*; 1993: *C. compta*].

LITHUANIA [Pupiska, 1939: *C. compta*; Vilkas, 1992-ld: *C. compta*].

UKRAINE. Polesye [Evtushenko, 1993b].

MOLDAVIA [Esyninet al., 1993, 1995; Penev et al., 1994].

DISTRIBUTION. Russia — N-Caucasus. Baltic countries, Belarus, Ukraine, Moldavia.

S-, C- & N-Europe, Algeria.

The *genevensis*-subgroup

Clubiona (Clubiona) genevensis L. Koch, 1866

MATERIAL. UKRAINE: 5 ♂♂, 2 ♀♀ (ZMMU, SZM, TNU), The Crimea, Sakskiy Distr., Pribrezhnaya Railway Station, dry meadow & haloratophytum, 28.05–24.06, 21.09–05.11, 03–18.12.2000, NK.

AZERBAIJAN: 1 ♀ (ZMMU), Apsheron Peninsula, env. of Gyurgyan Vill., 40°24'N, 50°16'E, semidesert, 17.04.2001, YM; 1 ♂ (ZMMU), Lenkoran Distr., env. of Aurora Vill., 38°40'N, 48°52'E, 23–28.04.2001, YM.

KAZAKHSTAN: 1 ♂ (ZMMU), Pavlodar Area, Bayan-Aul'skiy Distr., Babaly Mts., stony debris, 27.08.1990, OL.

REMARKS. As I have previously indicated [Mikhailov, 1992a], the available material does not allow me to distinguish between the two very close species — *C. genevensis* and *C. vegeta* Simon, 1878. Therefore, all the records of *C. vegeta* from the fUSSR are here ascribed to *C. genevensis*.

LITERATURE DATA. RUSSIA. BShK: Bashkirian Reserve [Mikhailov, 1992b]. KRN: Khakassia [Mikhailov, 1992b].

AZERBAIJAN: Apsheron Peninsula, Lenkoran [Guseinov, 1998, 1999].

KAZAKHSTAN. Saur Mt. Ridge [Mikhailov, 1992b; Eskov, Marusik, 1995].

KIRGHIZIA [Zonshtein et al., 1996-ld: *C. genevensis* + *C. vegeta*].

DISTRIBUTION. Russia — S-European part, S-Urals, S-Siberia (Khakassia). Latvia, Ukraine, Azerbaijan, Armenia, N-, W- & E-Kazakhstan, Turkmenistan, Kirghizia, Tadzhikistan.

S-, C- & N-Europe, Morocco, Algeria, Palestine.

THE *LUTESCENS*-GROUP

Clubiona (Clubiona) lutescens Westring, 1851

MATERIAL. RUSSIA: 5 ♂♂, 4 ♀♀ (PC), Belgorod Area, environs of Kustovoe and Borisovka, 1986, 1996–1997, leg. et det. AP; 1 ♂ (SZM), Tyumen Area, Zavodouk Dist., Lybaevo Vill., 06.1988, DL; 1 ♀ (ZMMU), Tomsk Area, 25 km of Kargasok Village, deciduous forest, under bark, 12.08.1983, AZ.

GEORGIA: 1 ♀ (ZMMU), 40 km W of Mestia, Kherkhvashi E of Narka (=Naki), 1250–1700 m, *Quercus*, *Fagus*, *Carpinus*, *Picea*, *Abies* etc. forest, litter & bark, 21.08–21.09.1986, SG; 1 ♂, 4 ♀♀ (ZMMU, SZM), Algeti Reserve W of Manglisi, *Fagus*, *Picea*, *Acer*, etc. forest, 1400–1450 m, litter & under bark, 16–18.05.1987, SG & KE.

KAZAKHSTAN: Pavlodar Area: 1 ♂ (ZMMU), environs of Zhelezenka Village, Irtysh River floodplain, *Populus-Salix* forest with blackberry, 06.08.1988, OL; 2 ♀♀ (ZMMU), Uspenskiy Distr., 15 km E of Bogatyr' Sovkhoz, *Betula-Populus tremula* groves, 19.07.1990, OL.

IRAN: 2 ♂♂, 4 ♀♀ (ZMMU), Mazandaran Prov., N of Jahaver-Deh Vill., 36.872°N, 50.467°E, 09.06.2000, YM.

More specimens were collected in Russia: Altai, Tuva, and Kazakhstan: VKO.

LITERATURE DATA. RUSSIA. KRL: Kivach Reserve [Tsellarius, 1993]. LNN: Nizhnesvirskiy Reserve [Oliger T., 1995, 1996]. TVR: Tsentral'no-Lesnoi Reserve [Zheltukhina, 1995]. MSK [Seifulina, Chernyshev, 2001]. TLS [Esyunin *et al.*, 1993, 1995; Penev *et al.*, 1994; Tanasevitch, 1999]. RZN [Mikhailov, 1992b]. KUR: Tsentral'no-Chernozyomniy Reserve [Polchaninova, 2001]. MRS [Matveev, 1991; Krasnobaev, Matveev, 1993]. ChVSh [Sidorenko, Dunin, 1997]. ULN [Krasnobaev, 1999]. TTR: Volzhsko-Kamskiy Reserve [Esyunin *et al.*, 1993, 1995]. SMR [Krasnobaev, Matveev, 1993, 1999]; Zhiguli Reserve [Krasnobaev, 1996]. KOM [Mikhailov, 1992b]. PRM [Mikhailov, 1992b; Pakhorukov *et al.*, 1995; Esyunin, Efimik, 1996]. EKT: Visimskiy Reserve [Esyunin, Ukhova, 2001]. BShK [Efimik, 1997]; Shulgan-Tash Reserve [Efimik, Gulyashchikh, 1995]. ChLB [Efimik, Zolotarev, 1998]; Troitskiy Reserve [Esyunin, Pakhorukov, 1992], Ilmenskiy Reserve [Polyanin, Lagunov, 1992]. ORN [Esyunin, Efimik, 1996; Efimik *et al.*, 1997]. KRG [Mikhailov, 1992b]. TMN: Yarkovo Distr. [Mikhailov, 1992b], Yuganskiy Reserve [Esyunin, 1996]. NVS [Mikhailov, 1992b]. KMR [Mikhailov, 1992b; Romanenko, 1998]. ALT [Marusik *et al.*, 1996*; Azarkina, 1999]. KRN: environs of Mirnoe [Marusik *et al.*, 2002b; Rybalov *et al.*, 2002]; Khakassia [Mikhailov, 1992b]. Tuva [Logunov *et al.*, 1998: ?*C.l.*; Marusik *et al.*, 2000]. YaKT: Sangar [Mikhailov, 1992b; Marusik *et al.*, 1993a-ld]. Transbaikalia [Danilov, 1999-ld]. BUR [Mikhailov, 1992b]. KhAB: Amur River between Nikolaevsk and Komsomolsk, Bikin Distr. [Kim, Kurenshchikov, 1995]; Ulchskiy Distr. [Mikhailov, 1992b]. SAKh: Sakhalin [Marusik *et al.*, 1993b-ld].

ESTONIA [Vilbaste, 1974, 1993].

LITHUANIA [Pupiska, 1939; Mikhailov, 1992b; Vilkas, 1992-ld; Relys, 1994-ld].

BELARUS. Pripyatskiy National Park [Zhukovets, 1997].

UKRAINE. DNTs: Khomutovskaya Steppe Reserve [Polchaninova, 1993]; Luganskiy Reserve [Prokopenko, 1999a]; Polesye [Evtushenko, 1991a,b, 1993a,b]; Askania-Nova Reserve [Polchaninova, 1995]. ZhTM: Polesskiy Reserve [Guryanova, 1994].

GEORGIA [Mkheidze, 1997].

AZERBAIJAN. Lenkoran [Guseinov, 1998, 1999].

KAZAKHSTAN. Saur Mt. Ridge [Mikhailov, 1992b; Eskov, Marusik, 1995].

DISTRIBUTION. Russia — European part, Caucasus, Urals, Siberia, S-Far East (continental & island). Baltic countries, Belarus, Ukraine, Moldavia, Georgia, Azerbaijan, Armenia, N- & E-Kazakhstan.

S-, C- & N-Europe, Japan, N-America (Pacific coast). New to the fauna of Iran.

Clubiona (Clubiona) alpicola Kulczyński, 1881

Clubiona liachviana Mkheidze, 1997: 175–176, figs. 345, 346 (♀), **syn.n.**

C. frutetorum — Mkheidze, 1997: 176, fig. 347 (♂).

MATERIAL. GEORGIA: 3 ♀♀ (ZIN), Adigeni Distr., Benara Vill., right bank of Abastumani River, 06.06.1949, E. Kiryanova. More specimens were collected in Azerbaijan.

REMARKS. Judging from the original drawings, *C. liachviana* Mkheidze, 1997 described from Gori and Bagdadi, Georgia, is a junior synonym of *C. alpicola*. As has been suggested previously [Mikhailov, 1990a, 1992b], all records of *C. frutetorum* from the Caucasus and Kopetdagh Mts. should be ascribed to *C. alpicola*.

LITERATURE DATA. UKRAINE. The Crimea [Mikhailov, 1992b].

GEORGIA [Mkheidze, 1997: *C. frutetorum* & *C. liachviana*].

AZERBAIJAN. Apsheron Peninsula [Guseinov, 1998], Lenkoran [Guseinov, 1998, 1999].

TURKMENISTAN. SW Kopetdagh Mts. [Mikhailov, Fet, 1994].

DISTRIBUTION. Ukraine (Carpathians, the Crimea), Georgia, Azerbaijan, Armenia, Turkmenistan (Kopetdagh Mts.). C-Europe, Bulgaria, Romania.

Clubiona (Clubiona) frutetorum L. Koch, 1867

MATERIAL. RUSSIA: 1 ♀ (PC), Belgorod Area, 8 km SW of Borisovka, environs of Krasivo Village, pine forest, 17.06.1997, leg. et det. AP; 1 ♀ (ZMMU), Orenburg Area, Sol'-Iletskiy Distr., Shybyndy Ravine, 22.08.2001, S.L. Esyunin.

UKRAINE: 1 ♀ (ZMMU), the Crimea, Krymskiy State Natural Reserve, Tarier Kordon locality, 30.06.2001, NK.

KAZAKHSTAN: 1 ♀ (ZMMU), Semipalatinsk Area, Ayaguz Distr., 16 km W of Kalgutty, *Betula* forest, 13.10.1991, A.A. Fedorov, T.V. Iskakova, A.A. Zyuzin.

LITERATURE DATA. RUSSIA. KRL: Kivach Reserve [Tsellarius, 1993]. LNN [Mikhailov, 1992b]: Nizhnesvirskiy Reserve [Oliger T., 1996]. KUR: Tsentral'no-Chernozyomniy Reserve [Polchaninova, 2001]. MRS [Mikhailov, 1992b]. SMR [Krasnobaev, Matveev, 1993]. KOM [Mikhailov, 1992b]. ChLB: Troitskiy Reserve [Esyunin, Pakhorukov, 1992].

ESTONIA [Vilbaste, 1974].

LITHUANIA [Pupiska, 1939; Vilkas, 1992-ld; Relys, 1994-ld].

UKRAINE. ChRK: Kanevskiy Reserve [Mikhailov, 1992b]; Polesye [Evtushenko, 1991b, 1993a,b]; KhRS: Chernomorskiy Reserve [Polchaninova, 1998]; DNTs: Luganskiy Reserve [Prokopenko, 1999a], Donetsk [Prokopenko, 1999b].

DISTRIBUTION. Russia — European part, S-Siberia. Baltic countries, Belarus, Ukraine, Moldavia, Kazakhstan. All Europe.

Clubiona (Clubiona) golovatchi Mikhailov, 1990 Figs. 3, 10, 14.

Clubiona golovatchi Mikhailov, 1990a: 307–310, figs 13–15 (♂, in part, ♀).

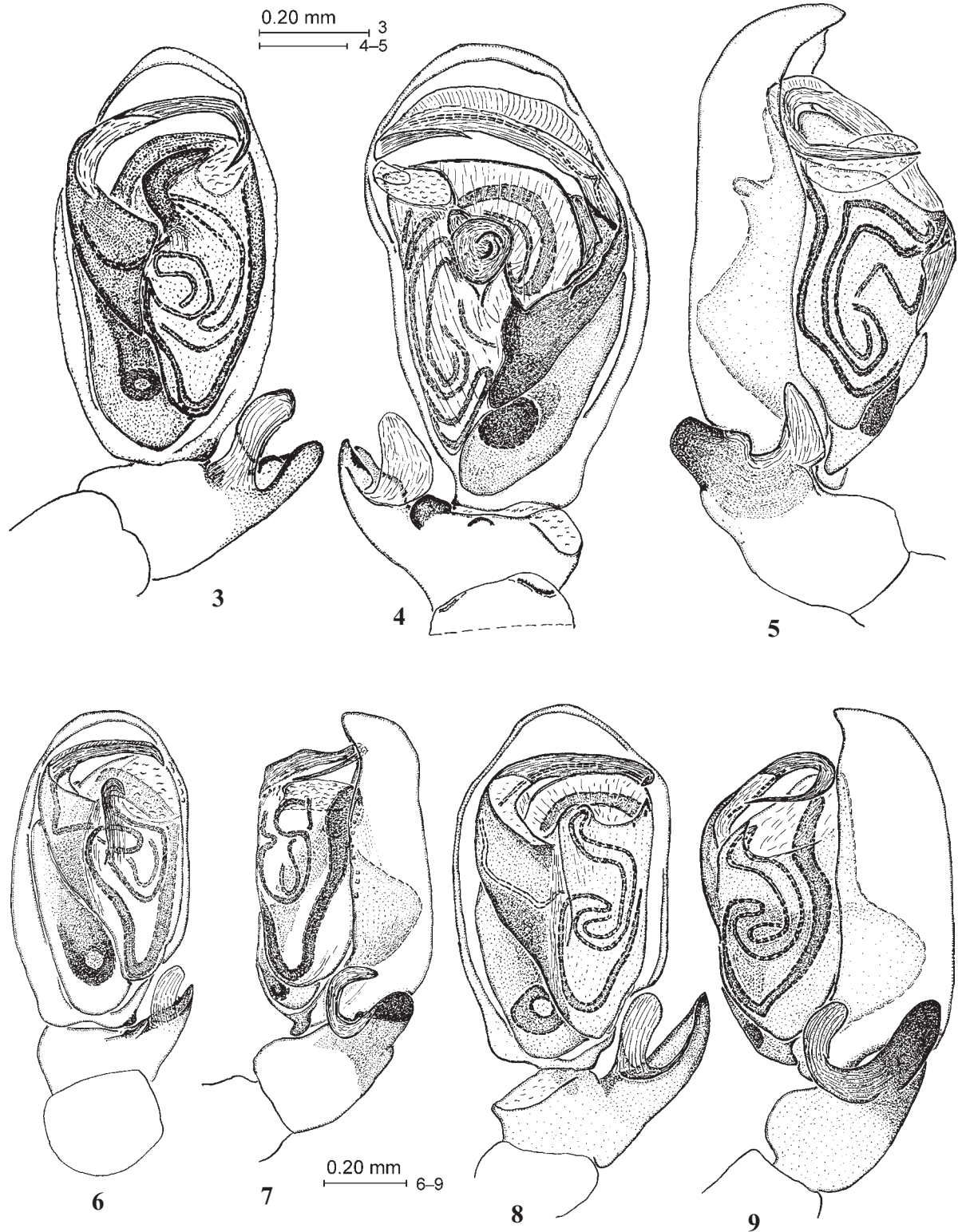
MATERIAL. RUSSIA: 1 ♂ (holotype, ZMMU Ta-4439), Krasnodar Prov., Sochi, Lazarevskoe, 28.10.1981, SG; 1 ♂ (paratype, ZMMU), Stavropol Prov., W of Zheleznovodsk, 29.05.1982, SG; North Osetia: 2 ♂♂ (paratypes, ZMMU), Tsey Mt. Ridge, 6.06–21.07, 21.07–8.08.1985, S.K. Alekseev; 1 ♂ (paratype, ZMMU), S of Ordzhonikidze, btw. Chmi & Baltik, 2.06.1982, SG; 1 ♂ (paratype, ZMMU), Dagestan, Samur Valley, Garakh, ca. 35 km SW Magaramkent, 23.10.1987, SG.

AZERBAIJAN: 1 ♂ (paratype, ZMMU), Chilisa ca. 7 km N of Kelbajar, 31.05.1987, SG & KE.

ARMENIA: 1 ♂ (paratype, ZMMU), Kafan Distr., near Kadjaran, Megri Mt. Ridge, 27.04.1983, SG.

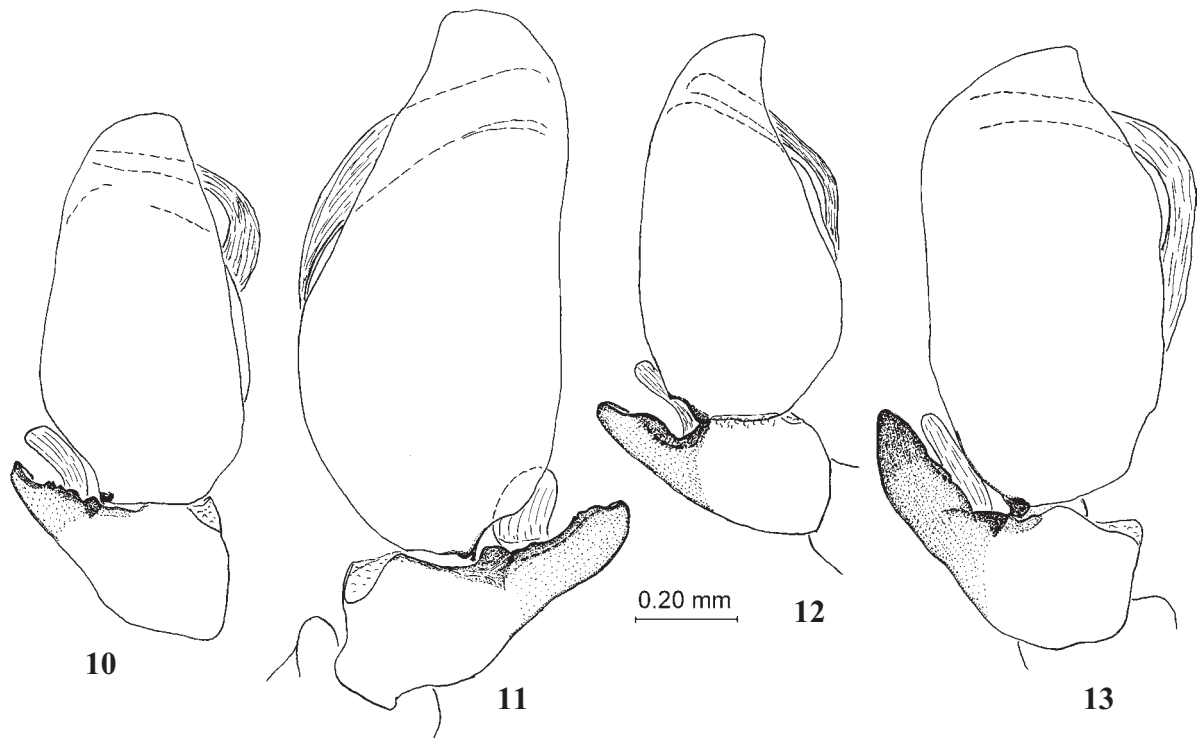
DIAGNOSIS. The male is close to *C. saxatilis* L. Koch, 1867 (= *C. dvoraki* Miller, 1943) and *C. alpicola*, but differs from the former species in the longer embolus and from the latter in the presence of the rib dividing the sclerotized and membranous parts of the embolus. In *C. alpicola*, the rib divides two equally or subequally sclerotized parts of the embolus. For the diagnosis of the female, see Mikhailov [1990a].

REMARKS. The type series of *C. golovatchi* turned out to include males of two species; the new one is described below as *C. mazandarantica*. All females in the type series belong to the former species.



Figs. 3-9. *Clubiona* spp., left (3, 6-9) & right (4-5) ♂ palp: 3 — *C. golovatchi*, paratype (N Osetia, S of Ordzhonikidze), 4-5 — *C. mazandaranica* sp.n., paratype (Azerbaijan, Hyrcan Reserve), 6-7 — *C. mykolai* sp.n., holotype, 8-9 — *C. saxatilis* (Austria, Innsbruck). 3, 4, 6, 8 — ventrally, 5, 7, 9 — retrolaterally.

Рис. 3-9. *Clubiona* spp., левый (3, 6-9) и правый (4-5) палец: 3 — *C. golovatchi*, паратип (Сев. Осетия, южнее Орджоникидзе), 4-5 — *C. mazandaranica* sp.n., паратип (Азербайджан, Гирканский заповедник), 6-7 — *C. mykolai* sp.n., голотип, 8-9 — *C. saxatilis* (Австрия, Инсбрук). 3, 4, 6, 8 — вентрально, 5, 7, 9 — ретролатерально.



Figs. 10–13. *Clubiona* spp., left (10, 12–13) & right (11) ♂ palp, dorsally: 10 — *C. golovatchi*, paratype (N Osetia, S of Ordzhonikidze), 11 — *C. mazandarana* sp.n., paratype (Azerbaijan, Hyrcan Reserve), 12 — *C. mykolai* sp.n., holotype, 13 — *C. saxatilis* (Austria, Innsbruck).

Рис. 10–13. *Clubiona* spp., левый (10, 12–13) и правый (11) палец, дорсально: 10 — *C. golovatchi*, паратип (Сев. Осетия, южнее Орджоникидзе), 11 — *C. mazandarana* sp.n., паратип (Азербайджан, Гирканский заповедник), 12 — *C. mykolai* sp.n., голотип, 13 — *C. saxatilis* (Австрия, Инсбрук).

LITERATURE DATA. RUSSIA. KRS: environs of Krasnodar [Seifulina, 2002].

DISTRIBUTION. Russia — foothills and mountains of the Caucasus Major. Georgia, Azerbaijan, Armenia.

Clubiona (Clubiona) mazandarana Mikhailov, sp.n.
Figs. 4–5, 11, 15, 18–19.

Clubiona golovatchi (partim) Mikhailov, 1990a: figs. 9–12 (♂, not ♀!).

MATERIAL. Holotype ♂ (ZMMU Ta-6594), IRAN, Mazandaran Prov., env. of Javaher-Deh Vill., 36.872°N, 50.467°E, 09.06.2000, YM.

Paratypes: AZERBAIJAN: 1 ♂ (ZMMU Ta-4863, paratype of *C. golovatchi*), Istisu ca. 8 km SW of Masally, *Quercus*, *Acer*, *Carpinus* etc. forest, 80–140 m a.s.l., litter, under bark & stones, 19–20.10.1983, SG; 1 ♂ (ZMMU Ta-4864, paratype of *C. golovatchi*), Hyrcan Reserve, near bridge on Bashara River, *Urtica*, *Sambucus*, etc., 28.06.1983, DL; 1 ♀ (JWC), IRAN, Mazandaran Prov., env. of Khorran-abad Vill., 36°43'N, 50°48'E, 08–10.06.2000, YM.

DIAGNOSIS. The male of *C. mazandarana* sp.n. differs from *C. golovatchi* in the ridge on the embolus, the uniformly sclerotized embolus, the presence of a protruding region of the tegulum, the wide ventral branch of the TA and the presence of the poorly visible indentation of the dorsal TA branch. The female differs by having wider copulatory tubes and comparatively small atria, which slightly resemble a variation of *C. golovatchi* (sp. Mikhailov, 1990a: fig. 15).

DESCRIPTION. MALE (measurements of paratypes are given in parentheses). Body length 6.05 (6.45 for ZMMU Ta-

4863). Carapace 2.85 (2.63–2.85) long, 1.88 (1.68–2.05) wide, ratio 1.52 (1.39–1.58). Carapace, chelicerae and legs straw-coloured, or chelicerae a little reddish.

Palp as in Figs. 4–5, 11, 15. Lengths of F, Pt, Ti, and Cb are 0.85 (0.78–0.80), 0.38 (0.38–0.40), 0.30 (0.30–0.33), 1.05 (1.05–1.10), respectively.

Leg measurements:

	F	Pt	Ti	Mt	T
I	2.30 (2.13)	1.10 (1.08–1.13)	2.13 (2.03–2.15)	1.58 (1.50–1.58)	0.90 (0.85–0.90)
II	2.38 (2.25)	1.05 (1.08–1.13)	2.25 (2.10–2.25)	1.68 (1.55–1.60)	0.95 (0.93)
III	2.00 (1.93–1.98)	0.93 (0.88–0.93)	1.50 (1.43–1.50)	1.80 (1.70–1.80)	0.75 (0.63–0.70)
IV	2.70 (2.55–2.60)	1.08 (1.00–1.03)	2.28 (2.05–2.28)	2.90 (2.70–3.00)	0.90 (0.88)

Leg armature: F I d.1.1.3 (rarely 1.1.2), Ti III d.2.2., v.1.1.1 (rarely 1.1).

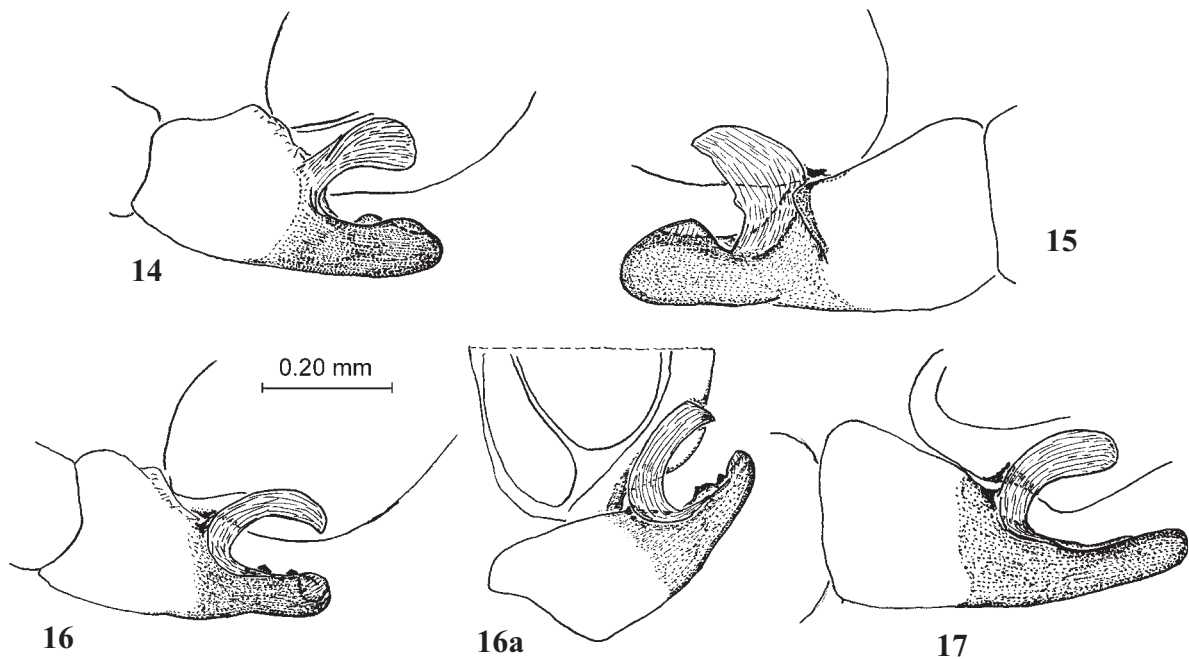
Abdomen pale brown or greyish-brown, 3.25 (3.35–3.75) long, 1.58 (1.75–1.78) wide, ratio 2.06 (1.91–2.11).

FEMALE. Body length 7.2. Carapace straw-coloured, 2.78 long, 2.00 wide, ratio 1.39. Chelicerae pale brown.

Legs straw-coloured. Leg measurements:

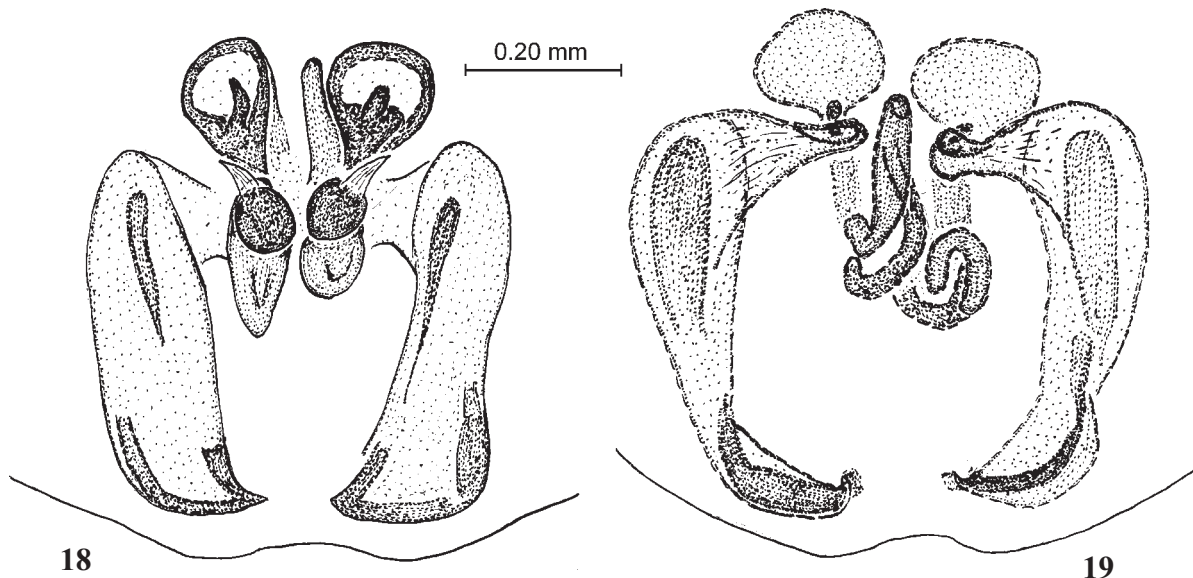
	F	Pt	Ti	Mt	T
I	1.88	1.00	1.55	1.13	0.70
II	1.93	1.00	1.63	1.18	0.75
III	1.75	0.88	1.25	1.50	0.60
IV	2.48	1.10	1.98	2.50	0.83

Leg armature: Ti III d.2.2, v.1.1.1 (1.1.0), Mt III d.2.1.2, lat.2.2 (1.2), v.2.2.



Figs. 14–17. *Clubiona* spp., left (14, 16–17) & right (15) ♂ palp, tibial apophysis: 14 — *C. golovatchi*, paratype (N Osetia, S of Ordzhonikidze), 15 — *C. mazandaranica* sp.n., paratype (Azerbaijan, Nyrchan Reserve), 16–16a — *C. mykolai* sp.n., holotype, 17 — *C. saxatilis* (Austria, Innsbruck).

Рис. 14–17. *Clubiona* spp., левый (14, 16–17) и правый (15) палец, вырост голени: 14 — *C. golovatchi*, паратип (Сев. Осетия, южнее Орджоникидзе), 15 — *C. mazandaranica* sp.n., паратип (Азербайджан, Гирканский заповедник), 16–16а — *C. mykolai* sp.n., голотип, 17 — *C. saxatilis* (Австрия, Инсбрук).



Figs. 18–19. *Clubiona mazandaranica* sp.n., paratype (Iran, Mazandaran Prov.), ♀ genitalia, epigyne (18), vulva (19).

Рис. 18–19. *Clubiona mazandaranica* sp.n., паратип (Иран, пров. Мазандаран), гениталии ♀, эпигина (18), вульва (19).

Abdomen pale brown, 4.38 long, 2.38 wide, ratio 1.84. Epigyne as in Figs. 18–19.

LITERATURE DATA. AZERBAIJAN: Lenkoran [Guseinov, 1998, 1999: both as *C. golovatchi*].

DISTRIBUTION. Azerbaijan: Lenkoran Prov. Iran: Mazandaran Prov.

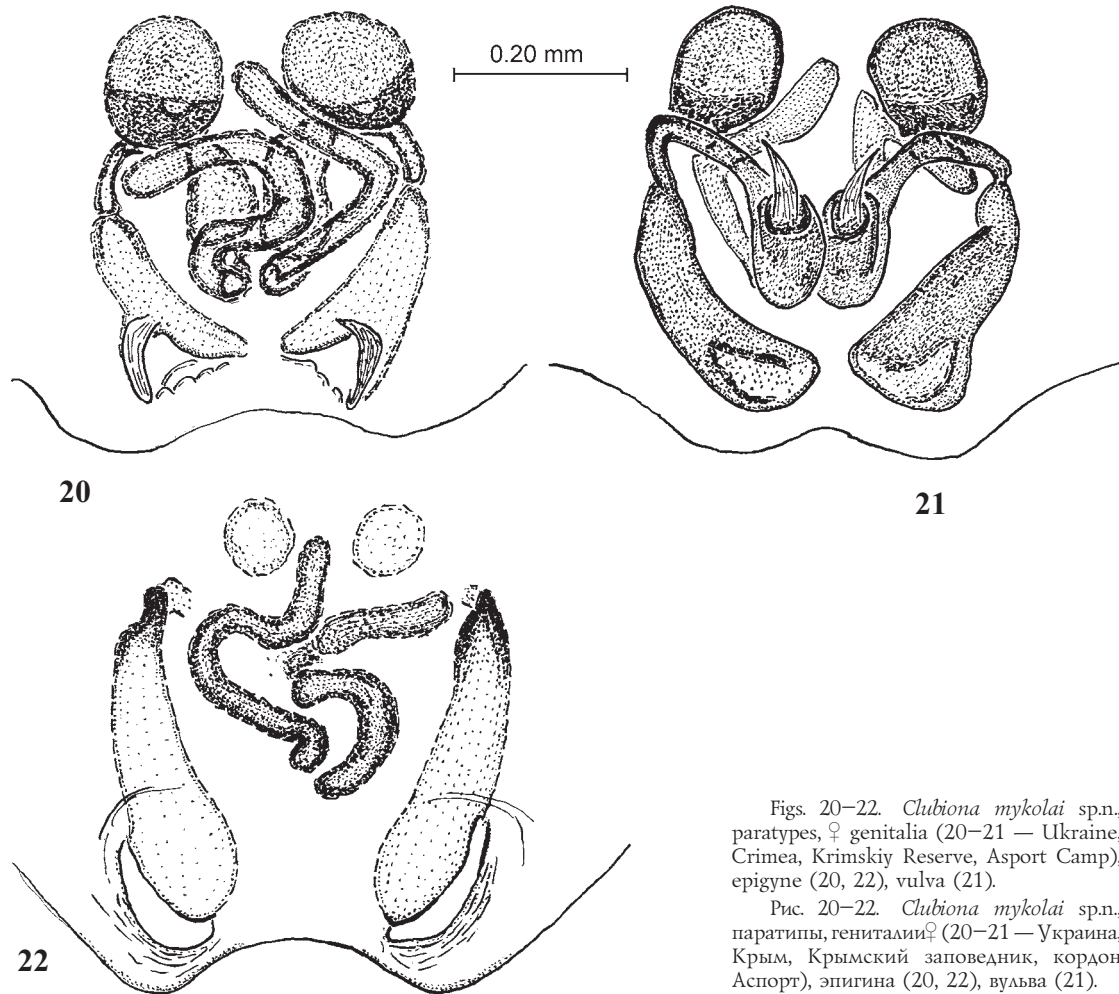
DERIVATIO NOMINIS. The species is named after the type locality, Mazandaran Prov. of Iran.

Clubiona (Clubiona) mykolai Michailov, sp.n.

Figs. 6–7, 12, 16, 16a, 20–22.

MATERIAL. Holotype ♂ (ZMMU Ta-6595), UKRAINE, the Crimea, environs of Simferopol Town, near Kirpichnoe Village, windbreak, 14–31.05.1997, NK.

Paratypes: UKRAINE, The Crimea: 1 ♀ (ZMMU), environs of Bakhchisarai, Skalistoe Village, 01.11.1995; 1 ♀ (ZMMU), Simf-



Figs. 20–22. *Clubiona mykolai* sp.n., paratypes, ♀ genitalia (20–21 — Ukraine, Crimea, Krimskiy Reserve, Asport Camp), epigyne (20, 22), vulva (21).

Рис. 20–22. *Clubiona mykolai* sp.n., паратипы, гениталии♀ (20–21 — Украина, Крым, Крымский заповедник, кордон Аспорт), эпигина (20, 22), вульва (21).

eropol Distr., 1.5–2 km N of Fermanovo Vill., edge of *Quercus* forest, 16–26.07.2000; Krimskiy (Krymskiy) State Natural Reserve: 1 ♀ (TNU), Kordon Bukovskogo, *Fagus* forest, ca. 1100 m a.s.l., 12.06.2000, 2 ♀♀ (ZMMU), Kordon Asport, mixed broadleaved forest, 28.06.2001, 1 ♀ (TNU), same locality, bank of Alma River, 21.08.2001; 1 ♀ (ZMMU), Nikitskaya Yailla Mts., ca. 900 m a.s.l., *Pinus*, *Quercus*, *Carpinus*, *Acer* forest, 13–31.03.2001; 1 ♀ (ZMMU), Yalta, Massandra Park, *Bambusa* sp. near stream, 08–15.07.2000; all leg. by NK.

COMPARATIVE MATERIAL. *C. saxatilis* (labelled as *C. dvoraki*) (Figs. 8–9, 13, 17): 1 ♂, 1 ♀ (coll. K. Thaler), Innsbruck, Hallthal, 1965 (cp. Thaler, 1981: 119).

DIAGNOSIS. The male of *C. mykolai* sp.n. is most close to the Central-European *C. saxatilis* L. Koch, 1867 (cp. Figs. 6 and 8), but differs in the following characters: the presence of a small keel at the upper margin of the embolus (such that the keel is more pronounced in *C. golovatchi* Mikhailov, 1990: see Fig. 3); the bulb is narrower, and the ventral TA branch is flatter, thinner and transparent. The female of *C. mykolai* sp.n. is most close to the West-European *C. hilaris* Simon, 1878 and differs in the following characters: the longer, thinner, more sinuate 2nd spermathecae; the atrium and 1st spermathecae are more distant from each other, being connected with a thin tube; the less rounded 1st spermathecae (seen in dorsal view).

REMARKS. A more detailed comparison of *C. mykolai* sp.n. with *C. saxatilis*, *C. golovatchi* / *C. mazandaranica* and *C. hilaris* seems to be necessary.

1. The TA in the new species is thinner and more transparent than in *C. saxatilis* and *C. hilaris*, as figured by K. Thaler [1981: Abb. 33 & 34; see also Figs. 16, 16a, 17 here].

2. In several characters, *C. mykolai* sp.n. appears to be closer to *C. golovatchi* / *C. mazandaranica*. The main differences of the new species are: the less pronounced keel on the embolus (see Fig. 6; missing in *C. saxatilis* and *C. golovatchi*, but present in *C. mazandaranica*) and the indentation of the TA dorsal branch (missing in *C. saxatilis* and *C. golovatchi*, but present in *C. mazandaranica*). In *C. golovatchi*, the loops of the seminal duct are more clearly visible at the distal tip of the tegulum. Median “tubercle” at the tegular tip is present in *C. mykolai*, *C. golovatchi* and *C. mazandaranica* (see Figs. 3, 4 and 6; almost missing in *C. saxatilis*), but is more heavily sclerotized in *C. golovatchi*.

3. A rib subdividing sclerotized and membranous parts of the embolus present in *C. saxatilis*, *C. golovatchi* and *C. frutetorum* L. Koch, 1867. In *C. saxatilis*, the rib crosses the embolus at a point approximately one third of its length from the proximal end, in *C. golovatchi* it crosses the point approximately equal to half of its length.

4. In *C. saxatilis* and *C. golovatchi*, the TA ventral branch is slightly shorter than the dorsal one, and vice versa in the new species. The TA dorsal branch is wider in *C. saxatilis* and, more so in *C. mazandaranica*, than it is in *C. mykolai* sp.n.

The characters discussed above are summarized in the following table:

Character	<i>C. mykolai</i>	<i>C. hilaris</i>	<i>C. saxatilis</i>	<i>C. golovatchi</i>	<i>C. mazandarunica</i>
The keel at the upper embolic margin	present (Fig. 6)	absent	absent	absent	present, more pronounced (Fig. 4)
Median "tubercle" of the apical part of tegulum	present (Fig. 6)	present	almost absent (Fig. 8 and, especially, 9)	present	present, well-pronounced (Figs 4–5)
The rib dividing sclerotized and membranous parts of the embolus	absent	absent	present, at first 1/3 of embolus length (Fig. 8)	present, at half of embolus length (Fig. 3)	absent
The TA ventral branch	longer than dorsal branch	subequal in length with dorsal branch	wider than in <i>C. dvoraki</i> ; shorter than dorsal branch	shorter than dorsal branch	wider than in <i>C. dvoraki</i> ; subequal in length with dorsal branch
The TA ventral branch	thin, transparent	thicker, less transparent	thicker, less transparent	thicker, less transparent	thicker, less transparent
The TA dorsal branch	with indentation (Figs 12, 16, 16a)	without indentation	without indentation	without indentation	with small indentation (Fig. 11)

DESCRIPTION. MALE. Body length 5.50. Carapace 2.35 long, 1.90 wide, ratio 1.24. Carapace and chelicerae reddish. Chelicerae 1.05 long.

Palp as in Figs. 6–7, 12, 16, 16a. Lengths of F, Pt, Ti, and Cb are 0.63, 0.35, 0.28, and 0.85, respectively.

Legs straw-coloured. Leg measurements:

	F	Pt	Ti	Mt	T
I	1.73	1.73	1.65	2.13	0.65
II	0.93	0.95	0.75	0.90	0.65
III	1.53	1.55	1.05	1.70	0.50
IV	0.65	0.65	0.50	0.68	0.68

Leg armature: Mt III d.2.1.2, lat.2.2 (1.2), v.2.2.

Abdomen pale brown, 3.10 long, 1.80 wide, ratio 1.72.

FEMALE (8). Body length 6.09±0.62. Carapace 2.65±0.18 long, 1.89±0.17 wide, ratio 1.40±0.08. Carapace and legs straw-coloured, in several specimens carapace a little bit darker. Chelicerae pale brown or brown. Leg measurements:

	F	Pt	Ti	Mt	T
I	1.55±0.12	0.94±0.05	1.30±0.12	0.95±0.07	0.62±0.05
II	1.62±0.12	0.92±0.08	1.37±0.16	0.99±0.07	0.60±0.04
III	1.49±0.12	0.79±0.05	1.02±0.08	1.17±0.10	0.53±0.07
IV	2.09±0.22	0.95±0.07	1.70±0.11	2.10±0.13	0.66±0.05

Leg armature: Ti II v.2.1 (one case), IV d.2.2, v.1.1.0 (one case), Mt III d.2.1.2 (2.0.2), lat.2.2(1.2), v.2.2.

Abdomen brown, pale brown, or greyish-brown, 3.53±0.41 long, 2.10±0.29 wide, ratio 1.69±0.13. Epigyne as in Figs. 20–22.

DERIVATIO NOMINIS. This species is devoted to my colleague and friend, Ukrainian arachnologist Nikolai (Mykola in Ukrainian) M. Kovblyuk (Taurida National University, the Crimea).

DISTRIBUTION. Ukraine: The Crimea.

Clubiona (Clubiona) pseudosaxatilis Mikhailov, 1992

Clubiona pseudosaxatilis Mikhailov, 1992b: 11–12, figs. 3–4 (♂♀);

C. cf. dvoraki — Eskov, Marusik, 1995.

MATERIAL. RUSSIA: 1 ♀ (PSU), Altai, 6–7 km of Kosh-Agach, 30.07.1939, D.E. Kharitonov.

KAZAKHSTAN: 4 ♀♀ (PSU), 2 ♀♀ (ZMMU), [Dzhungarskiy Alatau Mt. Ridge], Topolevka River, near Aksu-Bas Mt., under stones, 07.1936, A.G. Ovsyannikov.

More specimens from VKO were also collected.

LITERATURE DATA. RUSSIA. ALT [Marusik *et al.*, 1996*]. Tuva [Mikhailov, 1992b; Logunov *et al.*, 1998-ld; Marusik *et al.*, 2000].

KAZAKHSTAN. VKO: Ust-Kamenogorsk [Mikhailov, 1992b], Saur Mt. Ridge [Mikhailov, 1992b; Eskov, Marusik, 1995: *C. cf. dvoraki*].

DISTRIBUTION. Russia — S-Siberia (Altai, Tuva). E-Kazakhstan.

Clubiona (Clubiona) riparia L. Koch, 1866

Clubiona riparia — Song *et al.*, 1999: figs. 251G–H (♀), 253H–I (♂).

MATERIAL. RUSSIA: Chita Area, Dahurian State Reserve (SZM): 1 ♀, SW bank of Barun-Torei Lake, steppe, 15.06.1995, R. Dudko, 1 ♀ (SZM), N bank of Zun-Torei Lake, Kuku-Khadan Mt. and its environs, 24.06.1995; I. Lyubechanskiy & V. Smirnova; 1 ♀ (ZMMU), Kamchatka, Paratunka ca. 30 km S of Yelizovo, *Betula* forest, litter, under bark & on vegetation, 20.09.1992, SG; 2 ♀♀ (ZMMU), Maritime Prov., Lazovskiy Distr., wet meadow in Kievka River floodplain, 1.09.1981, TO; S-Kuriles: 1 ♀ (ZMMU), Iturup, Burevestnik, *Betula* scrub with bamboo undergrowth, litter&on vegetation, 23.09–8.10.1992, SG; 6 ♀♀ (ZMMU), Shikotan Isl., Krabozavoskoe Village, 43°49.61'N, 146°45.44'E, 10–18.09.1997, leg. et det. YM.

More specimens are available from the Upper Kolyma, the environs of Magadan, Kamchatka, Sakhalin, Kunashir & Paramushir isls.

LITERATURE DATA. RUSSIA. BShK: Shulgan-Tash Reserve [Mikhailov, 1992b; Efimik, Gulyashchikh, 1995]. Tuva [Mikhailov, 1992b; Logunov *et al.*, 1998*; Marusik *et al.*, 2000]. YaKT: Central Yakutia [Koponen, Marusik, 1992*; Marusik *et al.*, 1993a]; Aldan River: Krestkhaldzhey [Mikhailov, 1992b]. MGD: Upper Kolyma [Marusik *et al.*, 1992; Marusik, 1994; Mikhailov, Marusik, 1995]; environs of Magadan [Marusik *et al.*, 1992; Mikhailov, Marusik, 1995; Bukhhalo, 2002]; Chaun Bay [Marusik *et al.*, 1992]; Cisokhotia [Marusik *et al.*, 1992]; Chukotka [Mikhailov, Marusik, 1995]; Anadyr' [Mikhailov, 1992b]. KMCh [Mikhailov, 1992b; Mikhailov, Marusik, 1995]. BUR: Dzhherghinskiy Reserve [Danilov, 1995]. ChIT: Sokhondo Reserve and environs [Mikhailov, 1992b]. AMR [Mikhailov, 1992b]. KhAB: N part [Marusik *et al.*, 1992; Mikhailov, Marusik, 1995]; S part [Kim, Kurenshchikov, 1995]. PRI [Mikhailov, 1992b]. SAKh: Sakhalin [Marusik *et al.*, 1993b]; Kuriles [Kamura, 2001]; S-Kuriles: Kunashir, Iturup isls. [Marusik

et al., 1993b-ld]; N-Kuriles: Paramushir, Shumshu isls. [Mikhailov, 1992b; Marusik *et al.*, 1993b-ld].

DISTRIBUTION. Russia — S-Urals, C- & E-Siberia, Far East (continental & island).

Mongolia, Japan (Hokkaido), China (Guizhou, Jilin, Heilongjiang), N-America.

Clubiona (Clubiona) terrestris Westring, 1851

LITERATURE DATA. ESTONIA [Vilbaste, 1993].

BELARUS: Belovezhskaya Pushcha Reserve [Mikhailov, 1992b].

UKRAINE: Volynskaya & Lvov areas [Esyunin *et al.*, 1993, 1995; Penev *et al.*, 1994].

MISIDENTIFICATIONS. RUSSIA. KRN: Boguchany Distr. [Izmailova, 1989b]. This record is clearly outside the known range of this species.

DISTRIBUTION. Estonia, Belarus, Ukraine, Moldavia. Not found in Russia.

All Europe.

THE *SIMILIS*-GROUP

Clubiona (Clubiona) similis L. Koch, 1867

MATERIAL. UKRAINE: 1 ♂ (NHMB), Zakarpatskaya Area, Nagy Bocsky (Mármaros).

REMARKS. Following the recent description of the closely related species *C. frisia* Wunderlich et Schütt, 1995 which differs only in the male, all the literature data based on males requires a re-examination of the pertinent specimens. All female data may belong to either *C. similis* or *C. frisia*.

LITERATURE DATA (all doubtful!). RUSSIA. VRN [Mikhailov, 1992b: ♀; Panteleeva, Karavaev, 1992]. ChVSh [Oliger M., 1996, 1999]. MRS [Matveev, 1991; Krasnobaev, Matveev, 1993-ld]. SMR [Krasnobaev, Matveev, 1993]: Zhiguli Reserve [Krasnobaev, 1996]. AST [Mikhailov, 1992b: ♀]. PRM [Esyunin, 1995; Esyunin, Efimik, 1996]. ChLB: Troitskiy Reserve [Esyunin, Pakhorukov, 1992]. Transbaikalia [Danilov, 1999-ld].

LITHUANIA [Pupiska, 1939; Vilkas, 1992-ld; Relys, 1994-ld].

UKRAINE. DNTs [Rudnikova, 1994]: Luganskiy Reserve [Prokopenko, 1999a]. Polesye [Evtushenko, 1991b, 1993b].

GEORGIA [Mkheidze, 1997].

AZERBAIJAN: Lenkoran [Guseinov, 1998, 1999].

DISTRIBUTION. Ukraine (Transcarpathia). Doubtful data: Russia: European part, Urals, Transbaikalia; Baltic countries, Ukraine, Georgia, Azerbaijan.

All Europe. Mongolia (?). According to recent data, the distribution of this species in Europe is rather sporadic; it is absent from such different regions as the Netherlands [Helsingden, 1999] and Slovakia [Gajdos *et al.*, 1999].

Clubiona (Clubiona) frisia Wunderlich et Schütt, 1995

Clubiona similis (part.) — Mikhailov, 1990a, 1992b;

C. frisia Wunderlich et Schütt, 1995: 10–16, Abb. 1–10 (♂♀).

MATERIAL. RUSSIA: 1 ♂ (ZMMU), Bryansk Area, Bezhetsk Distr., Gorodishchi, N.A. Kalimichev; 1 ♂, 1 ♀ (ZMMU), Kazan', 06.05.1987, G.A. Pushch; 1 ♂ (ZMMU), Ulyanovsk Area, Vyazovka, 29.04–05.05.1992, V. Zolotukhin; 1 ♂ (ZMMU), Stavropol Province, E of Novopavlovsk, forest of *Quercus*, *Salix*, *Ulmus*, etc., along stream, 28.05.1982, SG; 1 ♂ (ZMMU), Novosibirsk, Umgeb. v. Akademgorodok, 23–31.05.1986, W. Schawaller.

UKRAINE: 7 ♂♂, 7 ♀♀ (ZMMU), Kiev Area, ca. 40 km SSE of Kiev, right side of Kanevskoe Reservoir, 2 km S of Stayki Village, sandy bank, 17–19.06.1998, YM.

AZERBAIJAN: 1 ♂ (ZMMU), Kuba, park, 20.06.1976, PD; 1 ♂ (ZMMU), Nabran ca. 30 km NW of Khachmas, *Quercus*, *Carpinus*, *Acer* etc. forest, litter & under bark, 21–22.04.1987, SG & KE.

REMARKS. 1. A re-examination of all the available “*C. similis*” males from the ex-USSR territory has revealed the absence of true *C. similis* with only one exception (Transcarpathia). *C. frisia* seems to be allopatric with European *C. similis*. The European range of *C. frisia* remains unclear.

2. The two females from the Crimea (Sakskiy Distr. and Krymskiy State Nature Reserve) should also belong to *C. frisia*.

LITERATURE DATA. RUSSIA. BRN [Mikhailov, 1992b: *C. similis*]. KRS [Wunderlich, Schuett, 1995]. STV [Wunderlich, Schuett, 1995]. NVS [Mikhailov, 1992b: *C. similis*].

DISTRIBUTION. Russia — European part, the Caucasus, S-Siberia. Ukraine, Azerbaijan.

C-Europe, Great Britain [Merrett, Murphy, 2000].

Clubiona (Clubiona) neglecta O. Pickard-Cambridge, 1862

Figs. 26–27.

Clubiona similis sensu Azheganova, 1951: Esyunin, Pakhorukov, 1992;

C. yadongensis Hu, 2001: 291–292, fig. 8-169: 1–2 (♂), **syn.n.**;

C. xiningensis Hu, 2001: 293–294, fig. 8-271: 1–4 (♀), **syn.n.**

MATERIAL [measurements of chelicerae are given in square brackets, for details, see below]. RUSSIA: 1 ♂, 1 ♀ (ZMMU), Ryazan Town, Oktyabrskiy Distr., slope near creek, ruderal vegetation, 01–10.06.1996, leg. et det. D. Osipov; 1 ♂ [0.42] (ZMMU), North Ossetia, Sunzhenskiy Mt. Ridge, 30.07–24.08.1985, S.K. Alekseev; Tuva: 1 ♂ [0.40], 1 ♀ (ZMMU), environs of Kyzyl Town, agrobiological station, 25.05.1989, DL; 1 ♂ [0.48], 4 ♀♀ (ZMMU), same locality, 650–700 m, 01.07.1990, DL; 2 ♂♂ [0.41, 0.44], 22 ♀♀ (ZMMU), Erzincan Distr., 20–25 km NW of Erzincan, Dushkhol Lake, 800–900 m, 31.05.1989, DL; 1 ♂ [0.38] (ZMMU), Erzincan Distr., 30 km W of Erzincan, 1100–1500 m, 27.05.1989, DL; 3 ♂♂ [0.41, 0.42, 0.45], 1 ♀ (ZMMU), environs of Kyzyl Town, right bank of Enisey River, floodplain forest, 07.06.1989, DL; 2 ♂♂ [0.40, 0.40], 5 ♀♀ (ZMMU), Tandinskiy Distr., near Chagytai Lake, steppe, *Artemisia*, 1100 m, 28.06.1989, DL; 1 ♂ [0.40], 1 ♀ (ZMMU), Krasnoyarsk Province, Khakassia, Altaiskiy Distr., ca. 40 km SE of Bely Yar Town, ca. 3–5 km E of Novorossiyskoe, Berezovsloe Lake, 350–400 m, 22–23.06.1990, DL; 1 ♂, 1 ♀ (SZM), Chita Area, Dahurian State Reserve, SW bank of Baruntorei Lake, steppe, 15.06.1995, R. Dudko.

More specimens were also collected in Novosibirsk Area and Altai (SZM).

GEORGIA: 1 ♂ [0.43] (ZMMU), Batumi, 10.08.1981, DL; 1 ♂ [0.32], 1 ♀ (ZMMU), Batumi, Feriya Mt., ca. 100 m, 07.11.1981, DL.

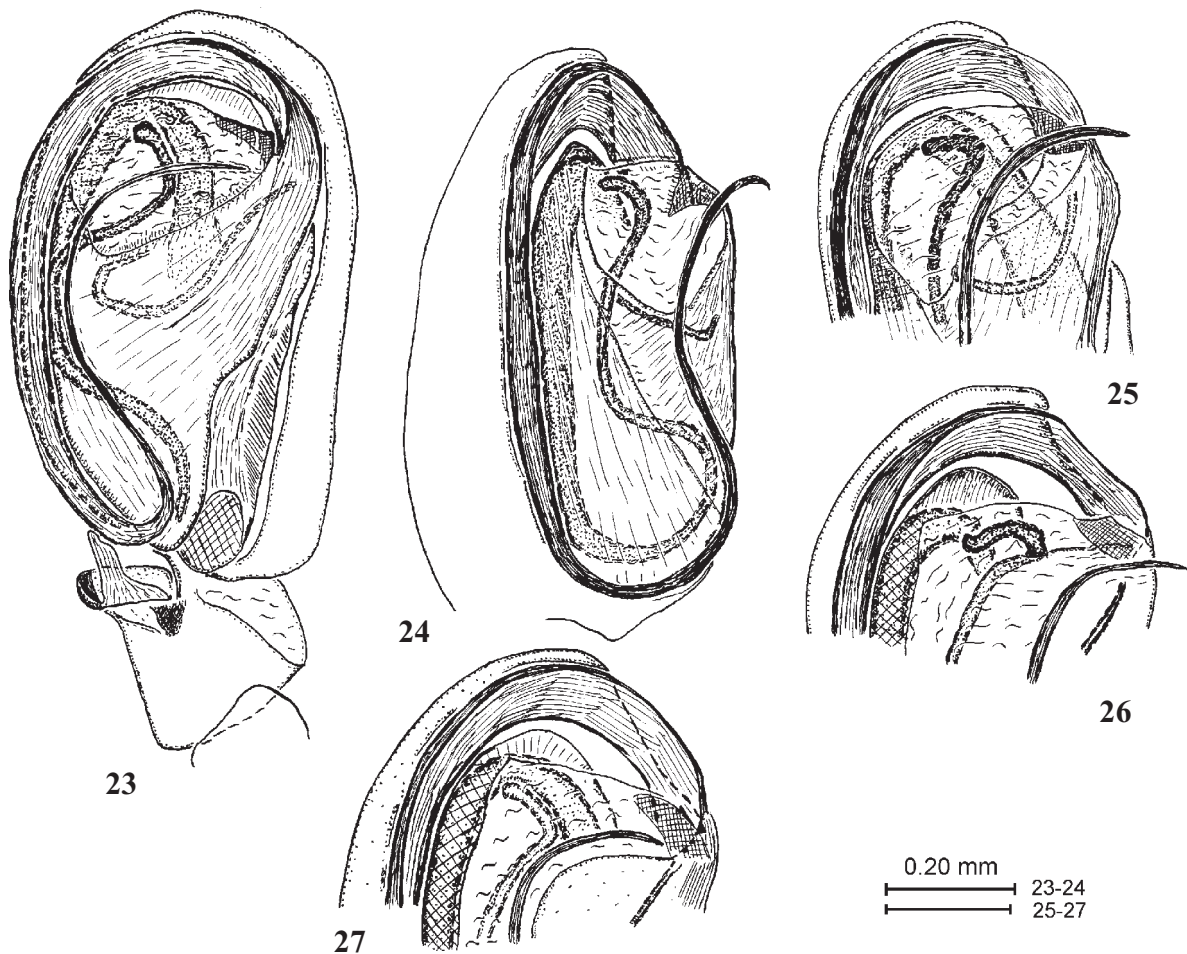
AZERBAIJAN: 1 ♂ [0.38] (ZMMU), Shemakha Distr., Pirkuli Reserve, wet clearing in forest belt, 02.06.1984, DL; 1 ♂ [0.57] (ZMMU), Lerik Distr., Divagach, 2.07.1985, PD.

ARMENIA: 8 ♀♀ (ZMMU, SZM), Sevan Town, near railway station, under stones, 28.07.1983, DL & V.I. Ovstharenko.

KAZAKHSTAN: 1 ♂ (SZM), Pavlodar, 03.06.1994, OL; 1 ♂, 5 ♀♀ (SZM), Taldy-Kurgan Area, Gvardeiskiy Distr., 7 km E of Kospan, 18–20.06.1996, I.B. Skvorkin; 1 ♀ (ZMMU), Alma-Ata Area, 5–6 km SE of Bakanas, right bank of Ili River, 44°46'N, 76°20'E, 02–03.06.2000, A.V. Gromov.

KIRGHIZIA: 2 ♂♂ [0.40, 0.45] (ZMMU), Kuturga, 27.07.1977, S.L. Zonstein; 2 ♂♂ [0.39, 0.46], 5 ♀♀ (ZMMU), Kungei-Atatoo Mt. Range, Chon-Uryukty, 2000–2500 m, *Picea* forest belt, 21.06.1983, S.V. Ovchinnikov. More specimens were also available from Kirghizia.

TADJIKISTAN: 1 ♀ (ZMMU), Khatlon Area, Kuybyshev Distr., right bank of Vakhsh River, floodplain, tugai community, 10.1988, A.P. Kononenko.



Figs. 23–27. *Clubiona* spp., left ♂ palp: 23–25 — *C. pseudoneglecta* (Hungary), 26–27 — *C. neglecta*, Tuva (26), Batumi, Georgia, the Caucasus (27). 23 — ventrally, 24 — retrolaterally, 25–27 — ventro-retrolaterally.

Рис. 23–27. *Clubiona* spp., левый палец: 23–25 — *C. pseudoneglecta* (Венгрия), 26–27 — *C. neglecta*, Тува (26), Батуми, Грузия (27). 23 — вентрально, 24 — ретролатерально, 25–27 — вентро-ретролатерально.

ROMANIA: 1 ♀ (NHMB), Hargita, 04.07.1942.

REMARKS. 1. The index of the basal cheliceral segment's length / carapace's length is given in square brackets for males (see "Remarks" under the next species).

2. Judging from the original drawings of *C. yadongensis* Hu, 2001 (♂) and *C. xiningensis* Hu, 2001 (♀), both species are undoubtedly synonymous with *C. neglecta*.

LITERATURE DATA. RUSSIA. ChVSh [Sidorenko, Dunin, 1997; Sidorenko, 1998]. SMR [Krasnobaev, Matveev, 1993; Dunin, 2001]: Zhiguli Reserve [Krasnobaev, 1996]. PRM [Esyunin, Efimik, 1995; Pakhorukov *et al.*, 1995]. BShK [Esyunin, Efimik, 1996; Efimik, 1997]: Bashkirian Reserve [Efimik, 1995a]; Shulgan-Tash Reserve [Efimik, Gulyashchikh, 1995]. ChLB: Ilmenskiy Rserve [Polyanin, Lagunov, 1992]; Troitskiy Reserve [Esyunin, Pakhorukov, 1992]. ORN [Esyunin, Efimik, 1996; Efimik *et al.*, 1997]. NVS [Mikhailov, 1992b]. ALT [Marusik *et al.*, 1996]. KRN: Khakassia [Mikhailov, 1992b]. Tuva [Mikhailov, 1992b; Logunov *et al.*, 1998*; Marusik *et al.*, 2000]. IRK: Baikal Lake: Birkchin, Zamogoi isls. [Izmailova, 1989a]. Transbaikalia [Danilov, 1999-ld]. BUR: Dzherghinskiy Reserve [Danilov, 1995]. ChIT: Sokhondo Reserve and environs

[Mikhailov, 1992b]. KhAB: S part [Kim, Kurenschchikov, 1995].

ESTONIA [Vilbaste, 1974, 1993].

LITHUANIA [Pupiska, 1939; Vilkas, 1992-ld; Relys, 1994-ld; Relys, Dapkus, 2001].

UKRAINE. Polesye [Evtushenko, 1991b,c]; KhRK [Prisnyi, 1993].

GEORGIA [Mkheidze, 1997].

AZERBAIJAN [Dunin, Mamedov, 1992]: Lenkoran [Guseinov, 1998, 1999].

KAZAKHSTAN. Kora [Mikhailov, 1992b].

KIRGHIZIA [Mikhailov, 1992b; Zonshtein *et al.*, 1996-ld].

DOUBTFUL DATA. UKRAINE: DNTs: "Khomutovskaya Step" Reserve [Polchaninova, 1993]; Luganskiy Reserve [Prokopenko, 1999a]; steppes of Levoberezhnaya Ukraine [Polchaninova, 1996]; Askania-Nova Reserve [Polchaninova, 1995]. Should belong to *C. pseudoneglecta*. Material requires examination.

MISIDENTIFICATIONS. UKRAINE: KhRS: Chernomorskiy Reserve [Polchaninova, 1998]; the Crimea [Mikhailov, 1992b]. All identifications actually belong to *C. pseudoneglecta* (material examined).

DISTRIBUTION. Russia — C-European part, the Caucasus, Urals, S-Siberia. Baltic countries, Belarus, Ukraine, Moldavia, Georgia, Azerbaijan, Armenia, Kazakhstan, Kirghizia, Tadjikistan.

All Europe, Morocco, Afghanistan, Mongolia, China (Shansi), S-Korea.

Clubiona (Clubiona) pseudoneglecta Wunderlich, 1994

Figs. 23–25.

Clubiona neglecta (part) — Mikhailov, 1992b;

C. pseudoneglecta Wunderlich, 1994: 157–160, Abb. 1–3 (♀).

MATERIAL. RUSSIA: Krasnodar Province: 1 ♀ (ZMMU), Slavyansk Distr., wheat, sweeping, 11.06.1970, N. Egorova; 2 ♂♂, 1 ♀ (ZMMU), env. of Krasnodar, 10 km NW of Starokorsunskaya Settlement, 24–27.06.2000, R. Seifulina.

UKRAINE: 2 ♂♂ (ZMMU), environs (N) of Dnepropetrovsk, shore of Lenina Lake, 18–19.06.1982, A.A. Zyuzin; 1 ♂ [0.75], 1 ♀ (ZMMU), Voroshilovgrad (=Lugansk) Area, Provalie, 12.06.1988, N.Yu. Polchaninova; 1 ♂ [0.69], 1 ♀ (ZMMU), Kherson Area, Goloprstan'skiy Distr., Rybalchie, Chernomorskiy Reserve, steppe, 1988, N.Yu. Polchaninova; 1 ♂ [0.71] (ZMMU), The Crimea, Simferopol Distr., Krasnolesie, 11.07.1981, V.A. Bragina.

MOLDAVIA: 2 ♀♀ (ZMMU), Kagul Distr., environs of Roshu, 05–06.07.1990, S.V. Makarenkov.

AZERBAIJAN: 1 ♀ (ZMMU), Kutkashen Distr., Vandam, 10.08.1979, PD; 2 ♂♂ [0.73, 0.74] (ZMMU), Lerik Distr., Gosmal'yan, 01–04.07.1985, PD.

ARMENIA: 2 ♀♀ (ZMMU, SZM), Sevan Town, near railway station, under stones, 28.07.1983, DL & V.I. Ovstharenko.

HUNGARY: ♂♂, ♀♀ (NHMB, ZMMU), different localities (for details, see Mikhailov & Szinetár, 1997).

BULGARIA: 1 ♀ (IZW), Stara Planina, Konstantin [Konstantinov] ad Tirnovo, 22.07.1964, J. Plisko.

REMARKS. Differences between the females of *C. neglecta* and *C. pseudoneglecta* are obvious [s. Wunderlich, 1994]. Nevertheless, no distinguishing characters are found in the male copulatory organs. The degree of tegular sclerotization is variable and correspondingly the seminal duct may or may not be clearly visible (cp. Figs. 23–27). J. Wunderlich [pers. comm., 1996] suggested a useful character: the basal cheliceral segment's length / carapace's length index. Most of the male specimens of *C. neglecta* and *C. pseudoneglecta* given above have had this index calculated (in square brackets). My data show the following indices: Tuva + Khakassia — 0.38–0.45 (true *neglecta*), Kirghizia — 0.39–0.46 (true *neglecta*), the Caucasus — 0.38–0.47, 0.57 (true *neglecta*) and 0.73 (*pseudoneglecta*), Ukraine — 0.69–0.75 (*pseudoneglecta*). An index of 0.57 (Azerbaijan, Divagach) marks a rather intermediate position between the two species.

The record of both species in same locality of Armenia is of special zoogeographical interest. *C. pseudoneglecta* inhabits the steppes and forest-steppes in East Europe. *C. neglecta* seems to prefer meadows and also dry steppe biotopes. Both species occur sympatrically in the Caucasus (Azerbaijan, Armenia). *C. neglecta* seems to be absent from most of Ukraine and Moldavia, as well as from Hungary. The easternmost records of *C. pseudoneglecta* are East Ukraine (Provalie) and Krasnodar Province of Russia. *C. pseudoneglecta* and *C. neglecta* were found also in the collection of Prof. S.A. Spassky (ZIN), but unfortunately specimens and labels were mixed in a single vial and therefore they could not be matched properly. The records from Rostov Area (Russia) and Berdyansk (Ukraine) are tentatively assigned to *C. pseudoneglecta*. *C. neglecta* is distributed from Europe (more northern localities in East Europe) through Kazakhstan

and Tuva to Transbaikalia and Mongolia. In Central Europe, *C. pseudoneglecta* is found only in Germany and Switzerland, whereas *C. neglecta* has a considerably broader range.

LITERATURE DATA. RUSSIA. KRS: environs of Krasnodar [Seifulina, 2002*].

UKRAINE: KhRS: Chernomorskiy Reserve [Polchaninova, 1998: *C. neglecta*]; The Crimea [Mikhailov, 1992b: *C. neglecta*].

DISTRIBUTION. Russia — S-European part. Ukraine, Moldavia, Azerbaijan, Armenia.

C-Europe, Great Britain [Merrett, Murphy, 2000], Bulgaria.

Clubiona (Clubiona) pseudosimilis Michailov, 1990

MATERIAL. RUSSIA: 1 ♂ (SZM), Kabardino-Balkariya, Suzan-Su Canyon, 06–19.07.1999, A.V. Barkalov.

AZERBAIJAN: 2 ♀♀ (ZMMU), Gusary [former Kusary] Distr., Dogguzul, 2000 m, 05.08.2001, E. Guseinov.

LITERATURE DATA. RUSSIA. KRS: Caucasian Reserve [Mikhailov, 1992b]. More material was collected in the same reserve (ZIN).

AZERBAIJAN: Lenkoran [Guseinov, 1998, 1999].

DISTRIBUTION. Russia — Caucasus Major. Georgia, Azerbaijan, Armenia.

The *germanica*-subgroup

Clubiona (Clubiona) germanica Thorell, 1871

MATERIAL. RUSSIA: 1 ♀ (PC), Belgorod Area, 25 km W of Belgorod, environs of Kustovoe, bank of Vorskla River, *Salix* and dense multiherbaceous grassland, 07.10.1996 leg. et det. AP; 1 ♀ (ZMMU), Tomsk Area, 25 km of Kargasok Village, deciduous forest, under bark, 12.08.1983, AZ; 1 ♀ (ZMMU), Tuva, Biy-Khem River Basin, Serlik-Khem River, 8 km upstream of the mouth, 11.06.1992, A.B. Rylvkin.

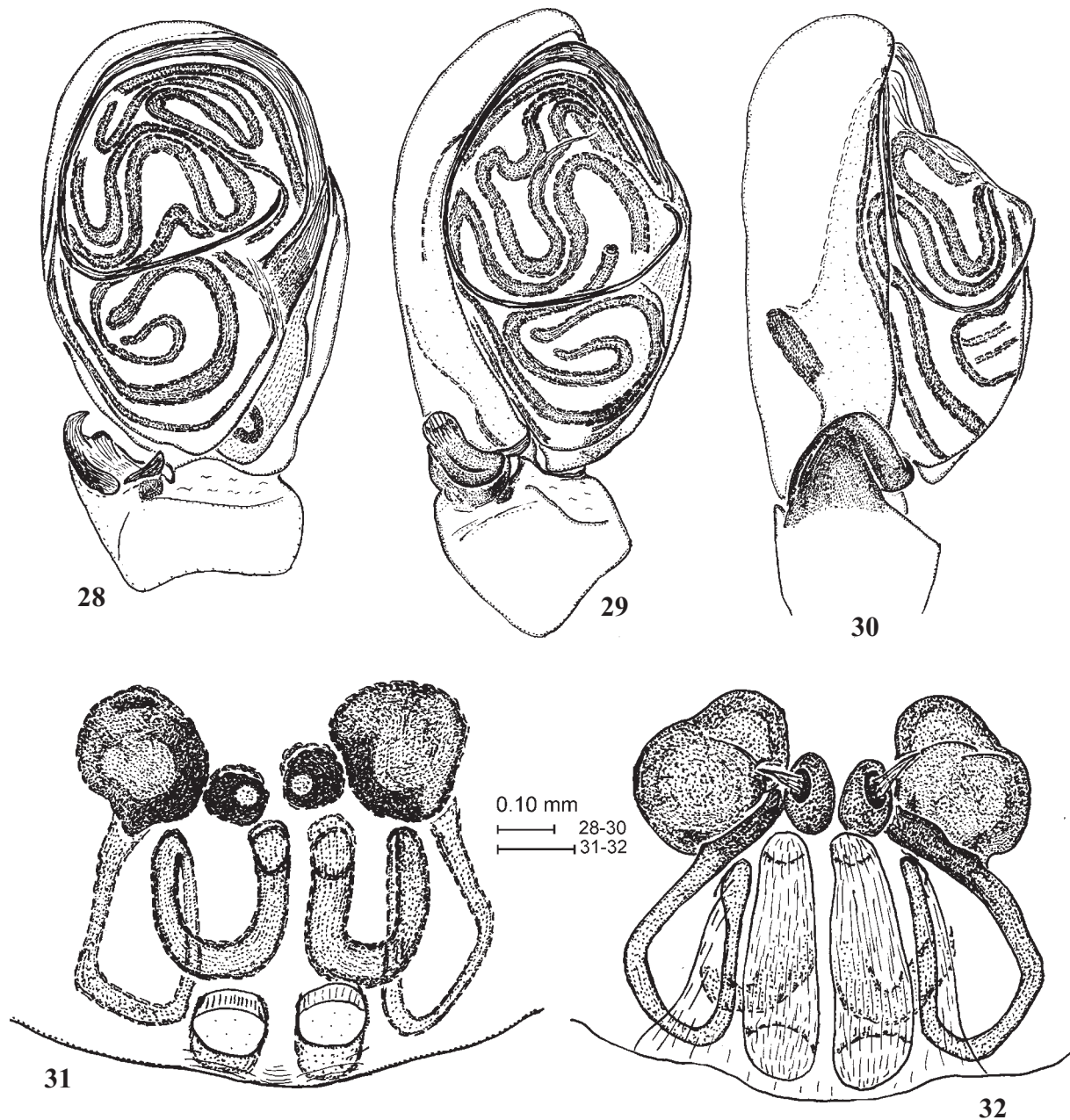
KAZAKHSTAN: Pavlodar Area: 1 ♂ (ZMMU), Uspenskiy Distr., 15 km E of Bogatyr' Sovkhoz, *Betula-Populus tremula* groves, 19.07.1990, OL; 1 ♀ (SZM), Bayan-Aul'skiy Distr., environs of Kyzyl-Tau Village, meadow, 11.06.1991, OL.

LITERATURE DATA. RUSSIA. KRL [Woźny, 1995]: Kivach Reserve [Tsellarius, 1993]. PSK [Mikhailov, 1992b]. TVR [Esyunin *et al.*, 1993, 1995; Penev *et al.*, 1994]. MSK [Seifulina, Chernyshev, 2001]. KLZh [Mikhailov, 1992b]. VRN [Panteleeva, Karavaev, 1992]. ChVSh [Sidorenko, Dunin, 1997]. SMR [Krasnobaev, Matveev, 1993]: Zhiguli Reserve [Krasnobaev, 1996]. ARKh [Mikhailov, 1992b]: Pinezhskiy Reserve [Krasnobaev, 1990]. PRM [Pakhorukov *et al.*, 1995; Esyunin, Efimik, 1996]. EKB [Esyunin, Efimik, 1996]: Visimskiy Reserve [Esyunin, Ukhova, 2001]. BShK: Bashkirian Reserve [Efimik, 1995a]; Shulgan-Tash Reserve [Efimik, Gulyashchikh, 1995]. ChLB [Esyunin, Efimik, 1996]: Satka Distr. [Mikhailov, 1992b]; Troitskiy Reserve [Esyunin, Pakhorukov, 1992]. TMN: Tarko-Sale [Mikhailov, 1992b], Yuganskiy Reserve [Esyunin, 1996]. NVS [Mikhailov, 1992b]. ALT [Marusik *et al.*, 1996*]. KRN: Tsentralnosibirskiy Reserve [Mikhailov, 1992b], environs of Mirnoe [Marusik *et al.*, 2002b; Rybalov *et al.*, 2002]. Transbaikalia [Danilov, 1999-ld]. BUR [Mikhailov, 1992b].

ESTONIA [Vilbaste, 1974].

LITHUANIA [Pupiska, 1939; Rakauskas, 1995; Vilkas, 1992-ld; Relys, 1994-ld].

UKRAINE. Polesye [Evtushenko, 1991b, 1993a]; ChRK [Esyunin *et al.*, 1993, 1995; Penev *et al.*, 1994]; DNTs: Khomutovskaya Steppe Reserve [Polchaninova, 1993].



Figs. 28–32. *Clubiona congenilis*: 28–30 — left ♂ palp, ventrally (28), ventro-retrolaterally (29), retrolaterally (30), 31–32 — ♀ genitalia, epigyne (31) and vulva (32).

Рис. 28–32. *Clubiona congenilis*: 28–30 — левый палецус, вентрально (28), вентро-ретролатерально (29), ретролатерально (30), 31–32 — гениталии ♀, эпигона (31) и вульва (32).

GEORGIA [Mkheidze, 1997].
 KIRGHIZIA [Mikhailov, 1992b; Zonshtein *et al.*, 1996-1d].
 DISTRIBUTION. Russia — C- & N-European part, W- & C-Siberia. Baltic countries, Belarus, Ukraine, Georgia, Kazakhstan, Kirghizia.
 S-, C- & N-Europe.

Clubiona (Clubiona) congenilis Kulczyński, 1913
 Figs. 28–32.

MATERIAL. RUSSIA: 1 ♂ (PSU), Orenburg Area, Sol'-Iletsksk Distr., Shybyndy Ravine, forest, 22.01.2001, S.L. Esyunin.

UKRAINE: 1 ♂, 4 ♀♀ (PC), 2 ♀♀, Kharkov Area, Zmiev Distr., Gaidary Village, 1973, A.V. Prisnyi.

KAZAKHSTAN: 1 ♀ (SZM), Akmola Area, near Atbasar Town, 01–17.06.1997, U.V. Gromova, N.A. Chernova, A.V. Gromov; Pavlodar Area: 1 ♀ (ZMMU), Bayan-Aul'skiy Distr., Babaly Mts., stony debris, 27.08.1990, OL; 1 ♀ (SZM), same distr., environs of Kyzyl-Tau Settlement, meadow, 11.06.1991, OL; 1 ♀ (ZMMU), 25 km N of Pavlodar, floodplain of Irtysh River, *Populus-Salix* forest, clearings, 06.06.1992, OL.

For additional specimens see Mikhailov [1992b].

DIAGNOSIS. This species is closest to *C. germanica*, but differs in the following characters: the embolus occupies the upper half of the bulb (first third in *C. germanica*) and is

arched around it (acutely entangled in *C. germanica*); the long and thin copulatory tubes and the copulatory openings are separated and situated close to the epigynal median line (fused in a single groove in *C. germanica*).

DESCRIPTION. MALE (8). Carapace 2.46±0.47 long, 1.74±0.32, ratio 1.42±0.26. Carapace, chelicerae and legs reddish-coloured or pale. Leg measurements:

	F	Pt	Ti	Mt	T
I♂ (8)	1.77±0.26	0.93±0.14	1.58±0.28	1.23±0.26	0.79±0.15
♀ (11)	1.77±0.46	1.02±0.22	1.49±0.29	1.10±0.29	0.76±0.16
II♂ (8)	1.82±0.31	0.94±0.14	1.62±0.27	1.25±0.19	0.81±0.13
♀ (11)	1.80±0.42	1.01±0.24	1.52±0.29	1.14±0.21	0.77±0.17
III♂ (8)	1.60±0.24	0.77±0.10	1.17±0.26	1.36±0.23	0.56±0.06
♀ (11)	1.60±0.35	0.86±0.22	1.12±0.22	1.30±0.36	0.58±0.10
IV♂ (8)	2.07±0.34	0.91±0.14	1.69±0.24	1.15±0.36	0.72±0.11
♀ (11)	2.14±0.58	0.99±0.25	1.71±0.33	1.17±0.38	0.72±0.17

Leg armature: F III d.1.1.3 (1.2.3), Pt III rlat.1 (0), Ti III d.2.2, v.1.1.1 (1.1), Mt III d.2.1.2 (2.2), lat.1.2 (2.2), v.2.2.

Palp as in Figs. 28–30. Lengths of F, Pt, Ti, and Cb are 0.73±0.12 (7), 0.40±0.07 (7), 0.30±0.03 (6), 0.92±0.15 (6), respectively.

Abdomen brown or dark brown, 2.74±0.70 long, 1.79±0.19 wide, ratio 1.65±0.17.

FEMALE (11). Carapace 2.72±0.60 long, 1.96±0.52 wide, ratio 1.40±0.20. Carapace reddish-coloured or brown; chelicerae chestnut-coloured, rarely dark brown, brown or reddish-coloured; legs pale, reddish-coloured, rarely brown. Leg measurements see above. Leg armature as in male, but Pt III rlat.1, Ti II v.2.2 (2, 1.2), III d.2.2, v.1.1.

Abdomen dark brown or brown, 4.23±1.71 long, 2.54±1.09 wide, ratio 1.68±0.20. Epigyne as in Figs. 31–32.

LITERATURE DATA. RUSSIA. MSK [Mikhailov, 1992b]. BLG [Mikhailov, 1992b]. MRS [Krasnobaev, Matveev, 1993]. RST [Mikhailov, 1992b]. ORN [Esyunin *et al.*, 1999*].

KAZAKHSTAN. SKO [Mikhailov, 1992b]. PVL [Mikhailov, 1992b]. AKM [Mikhailov, 1992b]. VKO [Mikhailov, 1992b].

DISTRIBUTION. Russia, Ukraine, Kazakhstan.

Steppes and forest-steppes from the former Czechoslovakia (exact locality unknown: Mikhailov, 1992b) to E-Kazakhstan.

THE *JAPONICOLA*-GROUP

Clubiona (Clubiona) japonicola Bösenberg et Strand, 1906

Clubiona japonicola — Gong, 1984: 203–208, figs. 16–30 (♂♀); Mikhailov, 1990b: 151–152, figs. 23–24 (♂); Paik, 1990b: 65–67, figs. 1–12 (♂♀); Song *et al.*, 1999: 416, figs. 246L–M (♀), 249K–L (♂).

MATERIAL. RUSSIA: 1 ♀ inad, 2 juv. (ZMMU), Maritime Prov., Dal'nevostochnyi Marine Reserve, Stenina Isl., lake, 30.06.1997, leg. T. Vshivkova, det. YM.

More specimens were collected in PRI: Khanka Lake & env. of Vladivostok Town.

N-KOREA: 2 ♂♂, 2 ♀♀ (ZIN), N Pyongan Prov., env. of Sinanchzhu, 09.07.1950, leg. N. Borkhsenius, det. D.E. Kharitonov.

LITERATURE DATA. RUSSIA. SAKh: S-Kuriles [Kamura, 2001] — material not examined.

DISTRIBUTION. Russia — S-Far East (continental & ? island).

Japan, N- & S-Korea, China (widely [Song *et al.*, 1999]), Taiwan, Philippines, India [Majumder & Tikader, 1991, as *C. bengalensis* Biswas, 1984].

THE *OBESA*-GROUP

Clubiona (Clubiona) furcata Emerton, 1919

LITERATURE DATA. RUSSIA. YaKT: Khandyga [Mikhailov, 1992b; Marusik *et al.*, 1993a-ld]. MGD: Upper Kolyma [Marusik *et al.*, 1992-ld; Marusik, 1994; Mikhailov, Marusik, 1995]; Chukotka [Marusik *et al.*, 1992]. Transbaikalia [Danilov, 1999-ld]. ChIT: Sokhondo Reserve [Mikhailov, 1992b].

DISTRIBUTION. Russia — S-Siberia, N-Far East (continental).

N-America.

Clubiona (Clubiona) kularensis Marusik et Koponen in Marusik *et al.*, 2002

Clubiona kularensis Marusik et Koponen in Marusik *et al.*, 2002a: 357, figs 1–7 (♂♀).

MATERIAL. RUSSIA: 1 ♂ (ZMMU), Khabarovsk Province, Pravaya Bureya River upper flow, mountain tundra, 30.06.2000, L.A. Trilikauskas.

DISTRIBUTION. Russia — Priamurie (new data), NE Yakutia.

Clubiona (Clubiona) kurilensis Bösenberg et Strand, 1906

Clubiona kurilensis — Hayashi, Chikuni, 1984: 1–5, figs. 1–10 (♂♀); Hayashi, 1987: figs. 1–2 (♂); Paik, 1990b: 69–71, figs. 19–27 (♂♀); Song *et al.*, 1999: 425, figs. 246W–X (♀), 250A–B (♂).

MATERIAL. RUSSIA: Kamchatka: ♂♂, ♀♀ (ZMMU, SZM), Dolina Geizerov, different biotopes, 30.08–5.09.1987, AT; 1 ♂ (ZMMU), Petrovavlovsk-Kamchatskiy, Zavoikovo Distr., 17.09.1996, leg. et det. YM; 5 ♂♂, 4 ♀♀ (OC, ZMMU), Maritime Prov., Lazovskiy Distr., 1976–1984, TO; 4 ♂♂, 10 ♀♀ (ZMMU, SZM), N-Kuriles, Paramushir Isl., SW shore, Shelikhova Bay, 50°22'N, 155°37'E, 13–25.08.1996, leg. et det. YM; 1 ♂ (ZMMU), S-Kuriles, Khabomai Archipelago, Zelyonyi Isl., W coast of Srednee Lake, *Drepanocladus-Aulacomium* bog with *Carex*, *Lysichiton* and dwarf fish *Salix*, 6.08.1994, KE.

More specimens were collected in Kunashir & Iturup isls.

LITERATURE DATA. RUSSIA. AMR [Mikhailov, 1992b]. KhAB: S part [Kim, Kurenschikov, 1995]. PRI [Mikhailov, 1992b]. SAKh: Sakhalin [Marusik *et al.*, 1993b], N- & S-Kuriles [Kamura, 2001]; Kunashir & Iturup Isls. [Marusik *et al.*, 1993b-ld].

DISTRIBUTION. Russia — S-Far East (continental & island) + N-Kuriles & Kamchatka.

Japan, Korea, China (widely [Song *et al.*, 1999]).

Clubiona (Clubiona) logunovi Michailov, 1990

Clubiona logunovi Mikhailov, 1990b: 154–155, figs. 25–26 (♂).

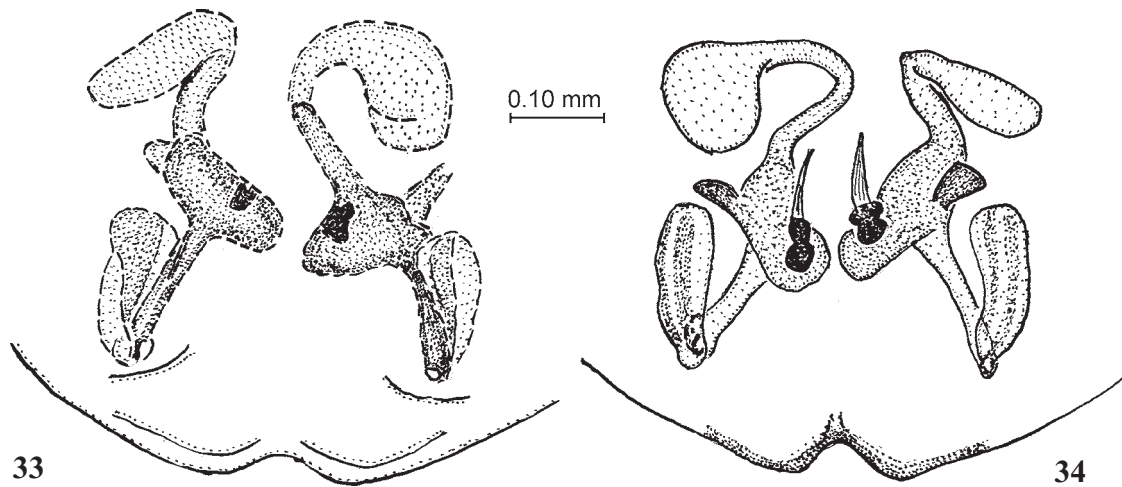
LITERATURE DATA. RUSSIA. KhAB: Bolshoi Khekhtsir Mt. Ridge [Kim, Kurenschikov, 1995-ld]. PRI: Sikhotealin Reserve [Mikhailov, 1992b].

DISTRIBUTION. Russia — S-Far East (continental).

Clubiona (Clubiona) marusiki Michailov, 1990

Clubiona marusiki Mikhailov, 1990b: 155, figs. 27–28 (♀).

DISTRIBUTION. Known only from Russia: AMR (type locality).



Figs. 33–34. *Clubiona latericia*, ♀ genitalia (Maritime Prov., Khanka Lake shore), under KOH-clearing: 33 — epigyne, 34 — vulva.
Рис. 33–34. *Clubiona latericia*, гениталии ♀ (Приморье, берег оз. Ханка), просветлено в KOH: 33 — эпигина, 34 — вульва.

Clubiona (Clubiona) paiki Michailov, 1991

Clubiona paiki Michailov, 1991: 227, figs. 54–56 (♀);

C. chechtsirica Michailov, 1995a: 102, figs. 4–6 (♂), **syn.n.**

MATERIAL. RUSSIA: 1 ♂, 1 ♀ (ZMMU), Maritime Prov., Sikhote-Alinskiy Reserve, Kordon Kabany, 45°08'16"N, 135°52'40"E, 650–900 m, taiga, 30.06–04.07.1999, leg. Yu. Sundukov, det. YM (as *C.cb.*).

REMARKS. The synonymy of *C. chechtsirica* under *C. paiki* is obvious from the single sample of both the male and female from the same habitat.

LITERATURE DATA. RUSSIA. KhAB: S part [Kim, Kurenschikov, 1995: *C.p.*; Kurenschikov, 1997a,b: *C.ch.* + *C.p.*]; Bolshekhkhtsyrskiy Reserve [Michailov, 1995a: *C.ch.*].

DISTRIBUTION. Russia — S-Far East (continental).

Clubiona (Clubiona) praematura Emerton, 1909

MATERIAL. More specimens were collected in Chukotka.

LITERATURE DATA. RUSSIA. YaKT: Lower Kolyma [Marusik *et al.*, 1993a-ld; Michailov, Marusik, 1995]. MGD: Chukotka [Marusik *et al.*, 1992; Marusik, 1993; Michailov, Marusik, 1995].

DISTRIBUTION. Russia — N-Far East (continental). N-America.

The *latericia*-subgroup

Clubiona (Clubiona) latericia Kulczyński, 1926

Figs. 33–34.

Clubiona latericia — Michailov, 1990b: 155–156, figs. 29–32 (♀).

MATERIAL. RUSSIA: 1 ♀ (ZMMU), Krasnoyarsk Province, W part of Taimyr Peninsula, ca. 9 km W of Pyasina Lake NW coast, 01–10.07.2000, D. Osipov; Maritime Prov.: 1 ♀ (ZMMU), Lazovskiy Reserve, Petrova locality, wet meadow, on soil, 03.08.1980, TO; 1 ♂, 2 ♀♀ (ZMMU), Khanka Lake, CE shore, 44°39'N, 132°34'E, 15–16.07.1998, leg. et det. YM; 3 ♂♂, 4 ♀♀ (ZMMU), N-Kuriles, Paramushir Isl., SW shore, Taina River, 50°22'N, 155°36.67'E, 21.08.1996, leg. et det. YM; 1 ♂ (ZMMU), S-Kuriles, Khabomai

Archipelago, Zelyonyi Isl., W coast of Srednee Lake, *Drepanocladus-Aulacomium* bog with *Carex*, *Lysichiton* and dwarfish *Salix*, 06.08.1994, KE.

More specimens were collected in Tuva and Bolshekhkhtsyrskiy Reserve.

REMARKS. After KOH-clearing, the copulatory openings become visible (Figs. 33–34). In earlier descriptions [Michailov, 1990], they were not indicated due to obscurity (darkness) of this part of the epigyne. Unfortunately, the shape of the spermathecae appears to be incorrect (disrupted) following exposure to KOH.

LITERATURE DATA. RUSSIA. Tuva [Michailov, 1992b; Logunov *et al.*, 1998; Marusik *et al.*, 2000]. YaKT: Central Yakutia [Koponen, Marusik, 1992; Marusik *et al.*, 1993a-ld]; Dulgalakh River [Marusik *et al.*, 1993a]; Lower Kolyma [Marusik *et al.*, 1992; Marusik *et al.*, 1993a; Michailov *et al.*, 1995]; Moyero River [Michailov, Marusik, 1995]; Lower Yana River [Marusik *et al.*, 2002a]. MGD: Upper Kolyma [Marusik *et al.*, 1992-ld; Marusik *et al.*, 1994; Michailov, Marusik, 1995]; Chukotka [Marusik *et al.*, 1992-ld; Michailov, Marusik, 1995]; Chaun Bay [Marusik *et al.*, 1992]. KMCh [Michailov, Marusik, 1995]. Transbaikalia [Danilov, 1999-ld]. BUR: Dzherghinskiy Reserve [Danilov, 1995]. ChIT: Sokhondo Reserve [Michailov, 1992b]. KhAB: Bolshoi Khkhtsir Mt. Ridge [Kim, Kurenschikov, 1995-ld]. SAKh: Sakhalin [Marusik *et al.*, 1993b]; N- & S-Kuriles [Kamura, 2001].

DISTRIBUTION. Russia — S- & E-Siberia, Far East (continental & island). Alaska.

Clubiona (Clubiona) kunashirensis Michailov, 1990

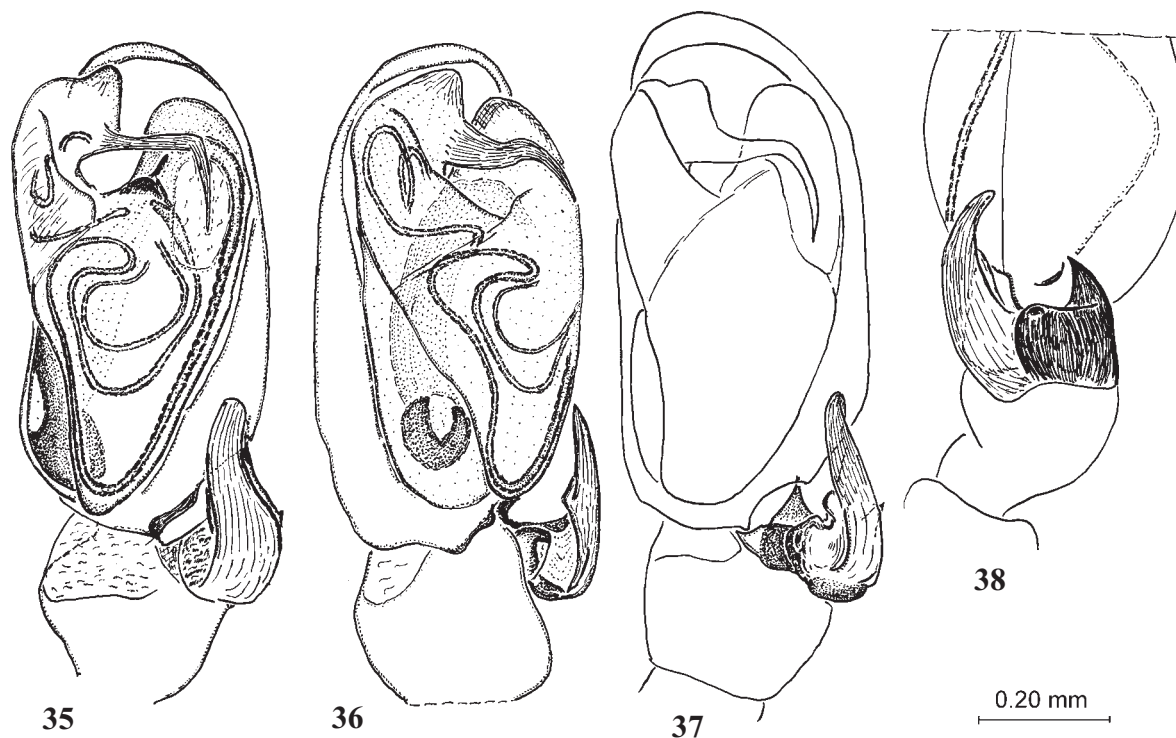
Clubiona kunashirensis Michailov, 1990b: 156–157, figs. 33–37 (♂);

C. lyubarskii Michailov, 1991: 227–228, figs. 57–59 (♀);

C. kunashirensis — Ono *et al.*, 1991: figs. 30–31 (♂); Michailov, 1992b: 15 (= *C. lyubarskii*), 1995a: 103 (= *C. sharkeyi*);

C. sharkeyi Hayashi, 1994: 58–59, figs 7–9 (♀).

MATERIAL. RUSSIA: 1 ♀ (ZMMU), Sakhalin, SW part, Krilyon Peninsula, E side, Uryum River ca. 3 km from its mouth, 46°28.078'N, 142°19.746'E, 17–18.08.2001, YM.



Figs. 35–38. *Clubiona yaroslavi* sp.n., holotype, left ♂ palp: 35 — subventrally, 36 — ventro-prolaterally, 37 — ventro-retrolaterally, 38 — retrolaterally.

Рис. 35–38. *Clubiona yaroslavi* sp.n., голотип, левый палец: 35 — субвентрально, 36 — вендро-пролатерально, 37 — вендро-ретролатерально, 38 — ретролатерально.

More specimens were collected in Iturup and Kunashir isls. LITERATURE DATA. RUSSIA. SAKh: S-Kuriles [Kamura, 2001]; Kunashir Isl. [Marusik *et al.*, 1993b-ld], Iturup Isl. [Mikhailov, 1992b; Marusik *et al.*, 1993b-ld], Moneron Isl. [Marusik *et al.*, 1993b].

DISTRIBUTION. Russia — Sakhalin (new data), S-Kuriles.

Japan: Hokkaido.

Clubiona (Clubiona) subborealis Michailov, 1992

Clubiona subborealis Mikhailov, 1992b: 15–16, figs. 5–6 (♂♀). MATERIAL. RUSSIA: 1 ♀ (ZMMU), Buryatia, Barguzin Mt. Ridge, Olso River, 54°52'N, 110°55'E, 950 m, 06.07.1996, SK.

LITERATURE DATA. RUSSIA. Transbaikalia [Danilov, 1999]. ChIT: Sokhondo Reserve [Mikhailov, 1992b]. KhAB: S part [Kurenschikov, 1999*]; Komsomolsk Reserve [Mikhailov, 1992b; Kim, Kurenschikov, 1995-ld].

DISTRIBUTION. Russia — the mountains of South Siberia from Transbaikalia to Priamurie.

Clubiona (Clubiona) tsurusakii Hayashi, 1987

Clubiona tsurusakii Hayashi, 1987: 39–40, figs. 23–30 (♂♀). MATERIAL. RUSSIA: S-Kuriles: 1 ♀ (ZMMU), Kunashir Isl., CW part, 44°00.38'N, 145°40.95'E, sulphur springs, 05.09.1997, YM.

LITERATURE DATA. RUSSIA. SAKh: Kunashir Isl. [Mikhailov, 1992b; Marusik *et al.*, 1993b-ld].

DISTRIBUTION. Russia — S-Kuriles: Kunashir Isl. Japan.

Clubiona (Clubiona) yaroslavi Michailov, sp.n.
Figs. 35–38.

MATERIAL. Holotype ♂ (ZMMU Ta-6596), Maritime Prov., Siniy Gai, forest, litter, 14.06.1991, A.A. Borok.

DIAGNOSIS. This species belongs to the *obesa*-group (*C. logunovi*, *C. tateyamensis* Hayashi, 1989, and *C. tsurusakii*) which is characterized by a protruding embolar region of peculiar shape (cp. Hayashi, 1987: fig. 28; 1989: fig. 18; Mikhailov, 1990b: fig. 25) and by the moderately attenuating embolus starting at the middle, not at the apical part of EP with an apical 1/5–1/3 rectangled and laying on the membranous tegular “conductor” (cp. also Mikhailov, 1995b). This species differs from other congeners by having a unifurcate TA (widened in other species).

DESCRIPTION. MALE. Body length 4.75. Carapace 2.18 long, 1.48 wide, ratio 1.47. Carapace and chelicerae reddish straw-coloured.

Palp as in Figs. 35–38. Lengths of F, Pt, Ti, and Cb are 0.70, 0.30, 0.28, and 0.85, respectively.

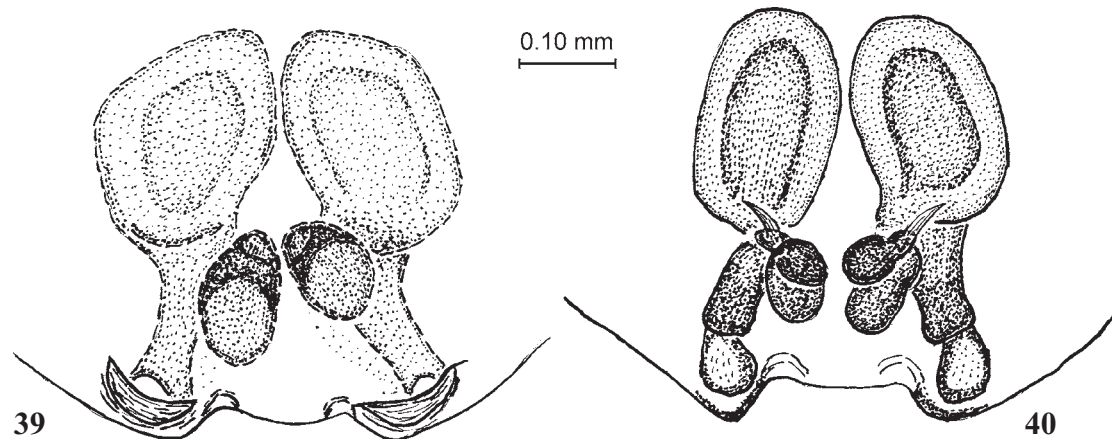
Legs straw-coloured. Leg measurements:

	F	Pt	Ti	Mt	T
I	1.83	0.75	1.83	1.38	0.75
II	1.88	0.83	1.80	1.38	0.78
III	1.65	0.75	1.18	1.43	0.55
IV	2.30	0.85	1.88	2.25	0.98

Leg armature: F I–II d.1.1.3.

Abdomen straw-coloured, 2.65 long, 1.30 wide, ratio 2.04. FEMALE unknown.

DERIVATIO NOMINIS. The species name is devoted to my son Yaroslav (born 1995), a good field naturalist and spider-collector.



Figs. 39–40. *Clubiona microsapporensis*, ♀ genitalia (Ussuri Reserve): 39 — epigyne, 40 — vulva.

Рис. 39–40. *Clubiona microsapporensis*, гениталии ♀ (Уссурийский заповедник): 39 — эпигина, 40 — вульва.

The *sapporensis*-subgroup

Clubiona (Clubiona) sapporensis Hayashi, 1986

Clubiona sapporensis Hayashi, 1986: 35–37, figs. 10–17 (♂♀);
C. sapporensis — Mikhailov, 1990b: 157–158, figs. 38–44 (♂♀).

MATERIAL. RUSSIA: 8 ♂♂, 5 ♀♀ (OC, ZMMU), Maritime Prov., Lazovskiy Distr. and Reserve, 1975–1984, TO; 1 ♂, 2 ♀♀ (ZMMU), Sakhalin Area, Moneron Isl., SSE shore, 24.06.2001, leg. et det. YM; S-Kuriles: 5 ♀♀ (SZM), 27 ♀♀ (ZMMU, SZM), Khabomai Archipelago, Zelyonyi Isl., W coast 1.5 km N of Glushnevskiy Cape, shingle-sandy seashore, under wracks and driftwoods, 06.08.1994, KE; 1 ♂, 3 ♀♀ (ZMMU), Shikotan Isl., Delfin Bay, seashore, under stones and driftwoods, 11.08.1994, KE; 2 ♀♀ (ZMMU), same island, E coast, small bay opposite to Isl. of Greag, 43°48.50'N, 146°47.19'E, 16.07.1997, YM.

More specimens were collected in PRI: Khasan Distr., Kunashir & Iturup isls.

LITERATURE DATA. RUSSIA. AMR: Khingan Reserve [Mikhailov, 1992b]. SAKh: C- & S-Kuriles [Kamura, 2001]; Kunashir Isl. [Marusik *et al.*, 1993b-ld]; Iturup Isl. [Mikhailov, 1992b; Marusik *et al.*, 1993b-ld]; Urup Isl. [Marusik *et al.*, 1993b].

DISTRIBUTION. Russia — S-Far East (continental & island).

Japan: Hokkaido; N-Korea.

ECOLOGY. In coastal regions, this species occurs in sandy and intertidal shore biotopes.

Clubiona (Clubiona) charitonovi Michailov, 1990

Clubiona charitonovi Michailov, 1990b: 159–160, figs. 45–47 (♂), 50–51 (♀).

MATERIAL. RUSSIA: 1 ♀ (SZM), SE Tuva, ca. 6–10 km N of Shuurmak, *Larix-Betula* forest, sweeping on glades, 1000 m, 10.07.1993, DL.

More specimens are also available from KhAB: Bolshekhekhtsirskiy Reserve.

LITERATURE DATA. RUSSIA. KRN: Minusinsk [Mikhailov, 1992b]. IRK [Mikhailov, 1992b]. Transbaikalia [Danilov, 1999-ld]. BUR: Dzherghinskiy Reserve [Danilov, 1995]. ChIT: Dauriskiy Reserve [Mikhailov, 1992b]. AMR [Mikhailov, 1992b]. KhAB: Sredne-Tambovskoe [Mikhailov, 1992b]; Bolshoi Khekhtsir Mt. Ridge [Kim, Kurenschikov, 1995-ld]. SAKh: S-Kuriles [Kamura, 2001]; Kunashir Isl. [Mikhailov, 1992b; Marusik *et al.*, 1993b-ld].

REMARKS. Some unusual specimens of *C. charitonovi* cannot be distinguished from *C. sapporensis* by the wide interval between the copulatory openings; however the 2nd spermathecae are always longer in the former species than in the latter.

DISTRIBUTION. Russia — S-Siberia, S-Far East (continental & island).

Clubiona (Clubiona) eskovi Michailov, 1995

Clubiona eskovi Michailov, 1995a: 103–105, figs. 15–16.

LITERATURE DATA. RUSSIA. PRI: Lazovskiy Reserve [Mikhailov, 1995a].

DISTRIBUTION. This species is known only from the type locality.

Clubiona (Clubiona) microsapporensis Michailov, 1990

Figs. 39–40.

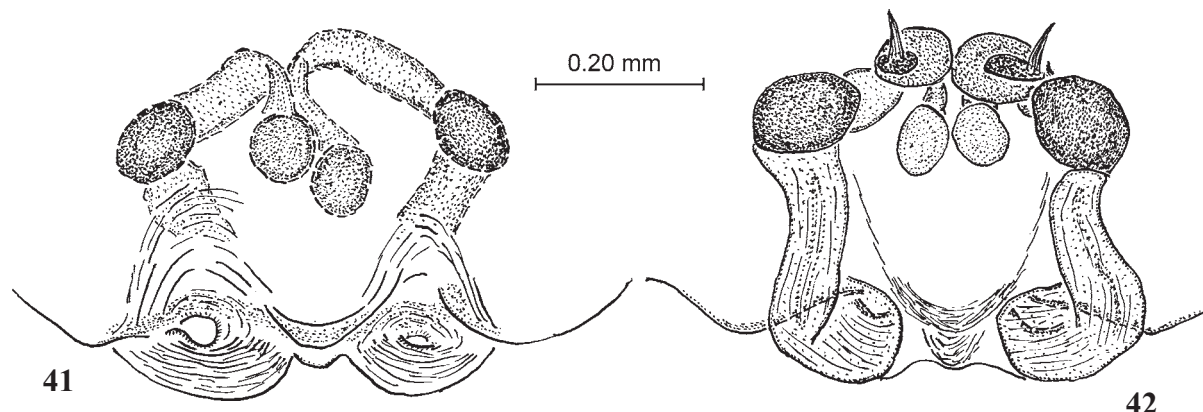
Clubiona microsapporensis Michailov, 1990b: 158–159, figs. 48–49 (♀).

MATERIAL. RUSSIA: Maritime Prov.: 4 ♀♀ (OC), Lazovskiy Distr., 1976–1983, TO; 1 ♀ (ZMMU), Ussuri Reserve, 43°39'N, 132°33'E, 29–31.07.1998, YM; 6 ♀♀ (ZMMU), Khasan Distr., environs of Andreevka Village, 42°35'–36'N, 131°13'E, 11–15.08.1998, YM; 1 ♀ (ZMMU), Sakhalin, central part, Leonidovka River (right tributary of Poronai River), 49°15.092'N, 142°43.889'E, 04–05.08.2001, YM.

REMARKS. 1. The epigyne structure is variable: sometimes the vulva is longer than wide (the specimen from N-Korea), or the 2nd spermathecae are not tubular, but almost rounded, as in Figs. 39–40 (the specimen from Ussuri Reserve).

2. In some cases, the body length exceeds the limits indicated in the original description. Another distinguishing character is proposed, *viz.*, the copulatory openings in *C. microsapporensis* are directed anteriorly, whereas those in *C. sapporensis* though directed anteriorly, are also inclined to the median line of the epigyne (cp. figs. 48 and 42 in Mikhailov, 1990b). In addition, the epigynal area of *C. microsapporensis* is paler in colour than in *C. sapporensis*.

LITERATURE DATA. RUSSIA. KhAB: Amur River [Mikhailov, 1992b]; Slavyanka [Mikhailov, 1992b; Kim, Kurenschikov, 1995]; Bolshoi Khekhtsir Mt. Ridge [Kim,



Figs. 41–42. *Clubiona dunini* sp.n., paratype, ♀ genitalia: 41 — epigyne, 42 — vulva.
Рис. 41–42. *Clubiona dunini* sp.n., паратип, гениталии ♀: 41 — эпигина, 42 — вульва.

Kurenschchikov, 1995]. PRI [Mikhailov, 1992b]. SAKh: S-Kuriles [Kamura, 2001].

DISTRIBUTION. Russia — S-Far East (continental). N-Korea.

Clubiona (Clubiona) nenilini Michailov, 1995

Clubiona nenilini Mikhailov, 1995a: 102–103, figs. 13–14 (♀). LITERATURE DATA. RUSSIA. S-Siberia [Mikhailov, 1995a].

DISTRIBUTION. Exact locality remains unknown.

The *corrugata*-subgroup

Clubiona (Clubiona) corrugata Bösenberg et Strand, 1906

Clubiona corrugata — Hu, Song, 1983: 55, fig. 1A–D (♂♀); Gong, 1984: 202–203, figs. 1–15 (♂♀); Song *et al.*, 1999: 415, figs. 245D–E (♀), 247M–N (♂).

MATERIAL. RUSSIA: 1 ♂, 2 ♀♀ (ZMMU), Maritime Prov., Khanka Lake CE shore, 44°39'N, 132°34'E, 15–16.07.1998, leg. et det. YM; S-Kuriles, Shikotan Isl.: 1 ♂ (ZMMU), Ostrovnaya River 500 m upstera off mouth, wet meadow of *Carex* & *Lysichiton* with *Salix* bushes, 11.08.1994, KE; 1 ♂ (ZMMU), Krabozavodskoe Village, 43°49.61'N, 146°45.44'E, 10–18.09.1997, YM.

LITERATURE DATA. RUSSIA: PRI [Marusik, Koponen, 2000].

DISTRIBUTION. Russia – S-Far East (continental & island).

Japan, Korea, China (widely [Song *et al.*, 1999]).

Clubiona (Clubiona) kimyongkii Paik, 1990

Clubiona kimyongkii Paik, 1990a: 98–99, figs. 59–65 (♀); *C. ussurica* Mikhailov, 1990b: 161–162, figs. 52–53 (♀), 58–60 (♂);

C. kimyongkii — Song *et al.*, 1991: 68–69, fig. 3A–D (♂♀, = *ussurica*); 1999: 425, figs. 246S–T (♀), 249N–O (♂).

MATERIAL. RUSSIA, Maritime Prov.: 3 ♂♂, 2 ♀♀ (CO, ZMMU), Lazovskiy Reserve, 1975–1984, TO; 2 ♀♀ (SZM), 20 km SE of Ussuriysk Town, Gornotaezhnaya Village, mixed mountainous forest, 01–02.06.1994, V.V. Dubatolov.

LITERATURE DATA. RUSSIA. AMR: Khinganskiy Reserve [Mikhailov, 1992b]. KhAB: Slavyanka [Mikhailov, 1992b; Kim, Kurenschchikov, 1995]; Bolshoi Khekhtsir Mt. Ridge [Kim, Kurenschchikov, 1995]; Bikin Distr. [Mikhailov,

1992b]. PRI [Mikhailov, 1992b]: Kedrovaya Pad Reserve [Mikhailov, 1992b].

DISTRIBUTION. Russia — S-Far East (continental). S-Korea, China (Liaonin, Jilin).

Clubiona (Clubiona) kurenschikovi Michailov, 1995

Clubiona kurenschikovi Mikhailov, 1995a: 102, figs. 11–12 (♀).

LITERATURE DATA. RUSSIA. KhAB: S part [Kurenschchikov, 1997b]; Bolshekhkhtsirskiy Reserve [Mikhailov, 1995a]; Bolshoi Khekhtsir Mt. Ridge [Kurenschchikov, 1997a].

DISTRIBUTION. This species is known only from the type locality.

The *bakurovi*-subgroup

Clubiona (Clubiona) bakurovi Michailov, 1990

Clubiona bakurovi Mikhailov, 1990b: 163–164, figs. 61–65 (♂♀); *C. bakurovi* — Song *et al.*, 1999: 415, figs. 247E–F (♂).

MATERIAL. RUSSIA: 1 ♂, 2 ♀♀ (OC), Maritime Prov., Lazovskiy Distr., Tachinghou locality, mixed forest, N slope, 10.09.1980, TO.

Additional specimens were collected in PRI: Anisimovka (Kangauz) and Chernyshevka.

LITERATURE DATA. RUSSIA. KhAB: Bolshoi Khekhtsir Mt. Ridge [Mikhailov, 1992b; Kim, Kurenschchikov, 1995-ld]; Slavyanka [Kim, Kurenschchikov, 1995-ld]. PRI [Mikhailov, 1992b]. SAKh: Sakhalin [Marusik *et al.*, 1993b].

DISTRIBUTION. Russia — S-Far East (continental & island).

N-Korea. China: Jilin.

Clubiona (Clubiona) dunini Michailov, **sp.n.**
Figs. 41–42.

MATERIAL. Holotype ♀ (ZMMU Ta-6597), Russia, S part of Maritime Prov., 43°34'N, 134°12'E, Oblachnaya Mt., 1400 m, 03.08.1998, YM.

Paratypes: Maritime Prov.: 5 ♀♀ (ZMMU, JWC), same data as holotype; 2 ♀♀ (ZMMU, JWC), 43°06'N, 132°48'E, environs of Anisimovka Village, Litovka Mt., 1200 m, 26.07.1998, YM.

DIAGNOSIS. This species is most closely related to *C. bakurovi*, but differs in having well-divided copulatory openings, the epigyne less sclerotized posteriorly, and the position of the 2nd part of the spermatheca differs. The special depressions for fixation of the male tibial apophysis are also absent.

DESCRIPTION. FEMALE (8). Body length 6.25±1.69. Carapace 2.74±0.04 long, 2.01±0.03 wide, ratio 1.36±0.02. Carapace and legs straw-coloured. Chelicerae straw- or reddish-straw-coloured, 1.01±0.02 long.

Leg measurements:

	F	Pt	Ti	Mt	T
I	1.85±0.06	1.01±0.02	1.53±0.05	1.13±0.03	0.75±0.01
II	1.96±0.07	1.03±0.03	1.63±0.06	1.18±0.06	0.74±0.01
III	1.71±0.08	0.87±0.01	1.21±0.03	1.42±0.08	0.64±0.01
IV	2.40±0.10	1.03±0.02	1.90±0.08	2.44±0.18	0.76±0.04

Leg armature: Ti III d.2.2, v.1.1.0 (1.1.1), IV d.2.2, v.1.1.1 (2.1.1, 1.2.1), Mt IV d.2.1.2, lat.2.2, v.2.1.2 (2.0.2).

Abdomen (pale) brown, 3.62±1.29 long, 2.11±1.28 wide, ratio 1.75±0.19. Epigyne as in Figs. 41–42.

MALE unknown.

DERIVATIO NOMINIS. This species is devoted to my late colleague and friend, the arachnologist Dr. Peter M. Dunin (1952–1998) who made important contributions to the study of spiders of the Russian Far East.

The *irinae*-subgroup

Clubiona (Clubiona) irinae Michailov, 1991

Clubiona irinae Michailov, 1991: 208–210, figs. 1–7 (♂♀);

C. nigra Zhang, 1993: 162–163, figs. 1–4 (♂♀);

C. irinae — Michailov, 1995a: 105 (= *C. nigra*); Song *et al.*, 1999: 416, figs. 246H–I (♀), 249 G–H (♂).

MATERIAL. RUSSIA: 1 ♀ (ZMMU), Khabarovsk Province, Ussuri River, Khoperskoe Village, 10.07.1931, V.I. Sytshchikova; 6 ♂♂, 12 ♀♀ (OC, ZMMU), Maritime Prov., Lazovskiy Distr. and Reserve, 1975–1979, 1981, 1983, 1984, TO.

More specimens are also collected in PRI: environs of Vladivostok and Ussuri Reserve.

LITERATURE DATA. RUSSIA. KhAB: S part [Kim, Kurenshchikov, 1995]; Komsomolsk Reserve [Michailov, 1992b]; Bolshoi Khechtsir Mt. Ridge [Kurenshchikov, 1999]. PRI [Michailov, 1992b]. SAKh: Sakhalin [Marusik *et al.*, 1993b].

DISTRIBUTION. Russia — S-Far East (continental & island).

N-Korea, NE-China (Jilin, Heilongjiang).

THE *PALLIDULA*-GROUP

Clubiona (Clubiona) pallidula (Clerck, 1758)

MATERIAL. RUSSIA: 2 ♀♀ (PC), Belgorod Area, environs of Borisovka and Shebekino, 1986, 1997, AP; 1 ♀ (ZMMU), Chelyabinsk Area, Yuzhnoural'sk, Kichighinskiy Bor forest, *Betula* stand with young *Pinus*, 04.07.1991, KM; 1 ♂ (ZMMU), 80 km E of Kemerovo, Zolotoi Kitat River valley, 31.05.1995, YM.

KAZAKHSTAN, Pavlodar Area (all leg. by OL): 1 ♀ (ZMMU), Uspenskiy Distr., 15 km E of Bogatyr Sovkhoz, *Betula-Populus tremula* groves, 19.07.1990; 1 ♀ (SZM), Lebyazhinskiy Distr., 2 km NW of Chernoe Village, Irtysh River floodplain, 21.09.1990; 2 ♂♂ (ZMMU, SZM), same distr., near Malybay Lake, 16.05.1991; 1 ♀ (ZMMU), Bayal-Aul'skiy Distr., environs of Kyzyl-Tau Village, meadow, 11.06.1991.

More specimens were collected in Samara and Pavlodar areas (Russia & Kazakhstan).

LITERATURE DATA. RUSSIA. LNN: Nizhnesvirskiy Reserve [Oliger T., 1996]. MSK [Seifulina, Chernyshev, 2001]. KLZh [Esyunin *et al.*, 1993]. TLS [Esyunin *et al.*, 1993]. RZN: Okskiy Reserve [Esyunin *et al.*, 1993]. BLG: Les-Na-Vorskla Reserve [Esyunin *et al.*, 1993, 1995; Penev *et al.*, 1994]. VRN [Panteleeva, Karavaev, 1992]. MRS

[Matveev, 1991; Krasnobaev, Matveev, 1993]. ChVSh [Sidorenko, Dunin, 1997]. ULN [Michailov, 1992b]. TTR: Volzhsko-Kamskiy Reserve [Aleynikova *et al.*, 1979]. SMR [Michailov, 1992b; Krasnobaev, Matveev, 1993; Dunin, 2001]. RST [Minoranskiy, 1995]. PRM [Pakhorukov *et al.*, 1995; Esyunin, Efimik, 1996]. EKT [Esyunin, Efimik, 1996]. BShK [Esyunin & Efimik, 1996; Efimik, 1997]: Bashkirian Reserve [Ghirfanova *et al.*, 1992; Efimik, 1995a]. ChLB [Esyunin, Efimik, 1996]: Troitskiy Reserve [Esyunin, Pakhorukov, 1992]. ORN [Esyunin, Efimik, 1996; Efimik *et al.*, 1997]. KRG [Michailov, 1992b]. NVS [Michailov, 1992b]. KRN: environs of Mirnoe [Marusik *et al.*, 2002b; Rybalov *et al.*, 2002]; W Sayan Mts. [Logunov *et al.*, 1998*]. Tuva [Michailov, 1992b; Logunov *et al.*, 1998*; Marusik *et al.*, 2000]. ALT [Marusik *et al.*, 1996]. Transbaikalia [Danilov, 1999-ld]. BUR [Michailov, 1992b]: Dzherghinskiy Reserve [Danilov, 1995]. ChIT [Michailov, 1992b]. KhAB: S part [Kim, Kurenshchikov, 1995]. SAKh: Sakhalin [Michailov, 1992b; Marusik *et al.*, 1993b-ld].

ESTONIA [Vilbaste, 1974: as *C. holosericea* L.].

LITHUANIA [Pupiska, 1939: as *Cholosericea* L.; Rakauskas, 1985; Vilkas, 1992-ld; Relys, 1994-ld; Relys, Dapkus, 2001].

UKRAINE. ODS [Esyunin *et al.*, 1993, 1995; Penev *et al.*, 1994]. Polesye [Evtushenko, 1991a,b,c, 1993a,b]. KhRK [Polchaninova, Prisada, 1995]. DNTs [Rudnikova, 1994, 1995]: Luganskiy Reserve [Prokopenko, 1999a]. KhRS: Chernomorskiy Reserve [Polchaninova, 1998], Askania-Nova Reserve [Polchaninova, 1995]. ZhTM: Polesskiy Reserve [Guryanova, 1994].

GEORGIA [Mkheidze, 1997].

KAZAKHSTAN. PVL [Michailov, 1992b].

DOUBTFUL RECORD. RUSSIA. YaKT [Belimov, 1975].

DISTRIBUTION. Russia — European part, Caucasus, W- & S-Siberia, S-Far East (except Maritime Prov.). Baltic countries, Belarus, Ukraine, Moldavia, Georgia, Azerbaijan, Armenia, Kazakhstan.

All Europe, Mongolia, N-America.

Clubiona (Clubiona) ezoensis Hayashi, 1987

Clubiona ezoensis Hayashi, 1987: 36–38, figs. 15–22 (♂♀); 1994: figs 3–6 (♀);

C. ezoensis — Michailov, 1991: 211–212, figs. 8–16 (♂♀).

MATERIAL. RUSSIA: S-Kuriles: ♂♂, ♀♀ (ZMMU, SZM), Iturup Isl., 1992, SG, 1994, KE.

One more specimen was collected in Kunashir Isl.

LITERATURE DATA. RUSSIA. KhAB: Kizi Lake [Michailov, 1992b]. SAKh: Sakhalin [Michailov, 1992b; Marusik *et al.*, 1993b-ld], N- & S-Kuriles [Kamura, 2001]; Iturup Isl. [Marusik *et al.*, 1993b], Kunashir Isl. [Marusik *et al.*, 1993b-ld].

DISTRIBUTION. Russia — S-Far East (continental & island).

Japan: Hokkaido.

Clubiona (Clubiona) haeinsensis Paik, 1990

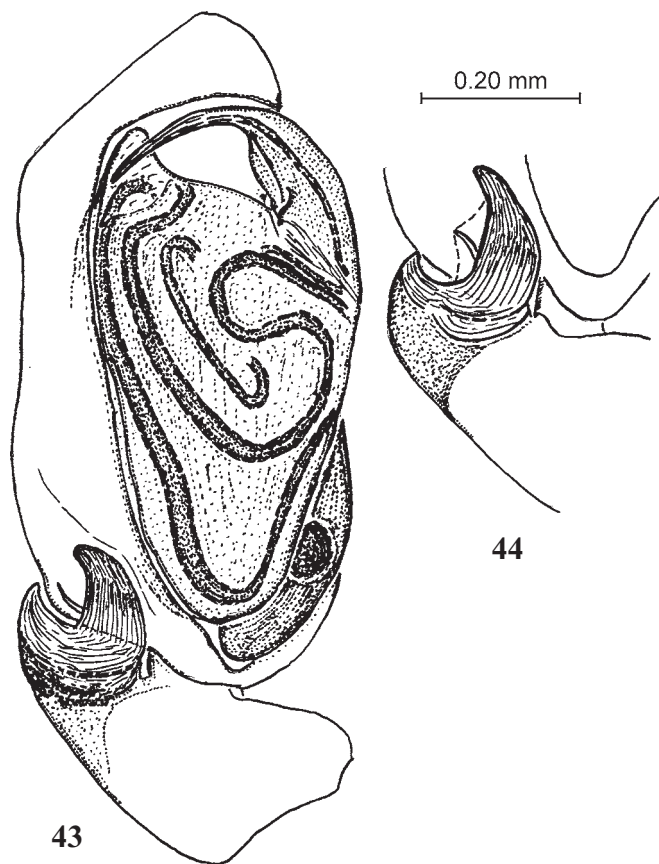
Clubiona haeinsensis Paik, 1990a: 91–93, figs. 16–31 (♂♀);

C. haeinsensis — Song *et al.*, 1999: 416, figs. 245T, 246A (♀).

LITERATURE DATA. RUSSIA. AMR: Khinganskiy Reserve [Michailov, 1995a]. KhAB: Bolshekhkhtsirskiy Reserve [Michailov, 1995a].

DISTRIBUTION. Russia — S-Far East (continental).

S-Korea, China (Hubei).



Figs. 43–44. *Clubiona helenae* sp.n., holotype, left ♂ palp: 43 — ventro-retrolaterally, 44 — tibial apophysis.

Рис. 43–44. *Clubiona helenae* sp.n., голотип, левый палец: 43 — вентро-ретролатерально, 44 — вырост голени.

Clubiona (Clubiona) helenae Mikhailov, **sp.n.**

Figs. 43–44.

MATERIAL. Holotype ♂ (ZMMU Ta-6598), Russia, Maritime Prov., Lazovskiy Reserve, Sukhoi Klyuch Camp, plain forest, 24.07.1980, TO.

DIAGNOSIS. The new species is very close to *C. oligerae* Mikhailov, 1995, but differs in possessing a spine-like tooth on the TA and it does not have a dark inner side of the EP (cp. fig. 28 in Mikhailov, 1995a).

DESCRIPTION. MALE. Body length 5.30. Carapace 2.38 long, 1.80 wide, ratio 1.32. Carapace, chelicerae and legs reddish.

Palp as in Figs. 43–44. Lengths of F, Pt, Ti, and Cb are 0.75, 0.38, 0.30, and 0.88, respectively.

Leg measurements:

	F	Pt	Ti	Mt	T
I	1.75	0.88	1.83	1.33	0.83
II	1.88	0.93	1.85	1.35	0.83
III	1.65	0.78	1.25	1.55	0.63
IV	2.15	0.93	2.00	2.43	0.75

Leg armature: F I–II d.1.1.3, III d.1.2.3 (1.3.3).

Abdomen greyish-reddish, 3.13 long, 1.45 wide, ratio 2.16.

FEMALE unknown.

DERIVATIO NOMINIS. This species is dedicated to my wife, Elena (Helen in English) Mikhailova, an arachnologist.

Clubiona (Clubiona) komissarovi Michailov, 1992

Clubiona komissarovi Mikhailov, 1992b: 19–20, fig. 7 (♀).
MATERIAL. RUSSIA: 2 ♀♀ (OC), Maritime Prov., Lazovskiy Reserve, Sukhoi Klyuch, valley forest 21.06.1981, TO.

LITERATURE DATA. RUSSIA. PRI [Mikhailov, 1992b].

DISTRIBUTION. Russia — S-Far East: Maritime Prov. N-Korea.

Clubiona (Clubiona) langei Michailov, 1991

Clubiona langei Mikhailov, 1991: 213–214, figs. 22–23 (♀).

MATERIAL. RUSSIA: 4 ♀♀ (OC, ZMMU), Maritime Prov., Lazovskiy Distr., 1977–1983, TO.

One more specimen was collected in PRI: Anisimovka Village.

LITERATURE DATA. RUSSIA. KhAB: Troitskoe [Mikhailov, 1992b], Bolshoi Khekhtsir Mt. Ridge [Kim, Kurenshchikov, 1995-Id]. PRI [Mikhailov, 1992b].

DISTRIBUTION. Russia — S-Far East (continental).

Clubiona (Clubiona) mandshurica Schenkel, 1953

Clubiona mandshurica — Zhu, Yu, 1982: 61, fig. 2a–d (♂♀); Paik, 1990a: 105–107, figs. 101–112 (♂♀); Ono, 1994: 39–40, figs. 3–4 (♂); Mikhailov, 1995a: 105–106, figs. 17–19 (♂); 1997b: 190–191, figs. 1–2 (♀); Song et al., 1999: 425, fig. 252K–L (♂).

MATERIAL. RUSSIA: 1 ♂ (ZMMU), Maritime Prov., Lazovskiy Reserve, Korpad' locality, 01.06.1980, TO.

DISTRIBUTION. First record for Russia.

Japan (Honsu), N- & S-Korea, China (Jilin, Shaanxi, Beijing).

Clubiona (Clubiona) oligerae Michailov, 1995

Clubiona oligerae Mikhailov, 1995a: 108, figs. 28–32 (♂).

MATERIAL. RUSSIA, Maritime Prov.: 1 ♂ (ZMMU), Merkurshevka, forest litter, 20.07.1991, A.A. Borok; 1 ♂ (ZMMU), Kamenushka, 16.07.2001, YM.

REMARKS. The basal width of the TA is wider than that figured in the original description (Fig. 31 in Mikhailov, 1995a). Fig. 32 in that paper is more correct.

LITERATURE DATA. RUSSIA. PRI: Lazovskiy Reserve [Mikhailov, 1995a].

DISTRIBUTION. Russia — Maritime Province.

Clubiona (Clubiona) phragmitis C.L. Koch, 1843

MATERIAL. RUSSIA, Maritime Prov., Khanka Lake: 1 ♂, 4 ♀♀ (ZMMU), CE shore, 44°39'N, 132°34'E, 15–16.07.1998, YM; 1 ♀ (ZMMU), CW shore, Sosnovyi Isl. & pns. nearby, 44°52'N, 132°07'E, 17.08.1998, YM.

KAZAKHSTAN, Pavlodar Area: 1 ♂ (SZM), Lebyazhinskiy Distr., 2 km NW of Chernoe Village, Irtysh River floodplain, 21.09.1990, OL; 1 ♂ (ZMMU), 30 km SE of Pavlodar, steppe, waterbodies, 21.10.1990, OL.

KIRGHIZIA: 3 ♀♀ (ZMMU, SZM), environs of Frunze (=Bishkek), Karagachovaya Roshcha, 1979, S.L. Zonshtein.

LITERATURE DATA. RUSSIA. LNN: Nizhnesvirskiy Reserve [Oliger T., 1996]. PSK [Mikhailov, 1992b]. MSK [Seifulina, Chernyshev, 2001]. MRS [Matveev, 1991; Kras-

nobaev, Matveev, 1993-ld; Matveev *et al.*, 1995]. ChVSh [Oligier M., 1996, 1999]. SMR [Krasnobaev, Matveev, 1993]; Zhiguli Reserve [Krasnobaev, 1996]. TMB [Mikhailov, 1992b]. ARKh [Mikhailov, 1992b]. PRM [Esyunin *et al.*, 1993; Pakhorukov *et al.*, 1995]. EKB [Esyunin, Efimik, 1996]. ChLB: Troitskiy Reserve [Esyunin, Pakhorukov, 1992], Ilmenskiy Reserve [Esyunin, Efimik, 1996]. BShK [Efimik, 1997]; Shulgan-Tash Reserve [Efimik, Gulyashchikh, 1995]; Bashkirian Reserve [Efimik, 1995a]. Tuva [Mikhailov, 1992b; Logunov *et al.*, 1998-ld; Marusik *et al.*, 2000].

It is obvious from the newly studied material (see above) that earlier references to AMR [Azheganova, Stenchenko, 1977] and PRI [Šternbergs, 1988], which were previously suggested to be erroneous [s Mikhailov, 1992b], may actually be valid. A re-examination of the pertinent specimens is necessary.

ESTONIA [Vilbaste, 1974].

LITHUANIA [Pupiska, 1939; Vilkas, 1992-ld; Relys, 1994; Relys, Dapkus, 2001].

UKRAINE. "North Prichernomor'ye/ Cis-Chernomor'ia" [Mikityuk, 1991]. Environs of Berdyansk [Mikhailov, 1992b]. DNTs: "Khomutovskaya Step" Reserve [Polchaninova, 1993]. Askania-Nova Reserve [Polchaninova, 1995]. Polesye [Ev-tushenko, 1991b,c, 1993a].

MOLDAVIA [Roșca, 1941].

AZERBAIJAN. Lenkoran [Guseinov, 1998, 1999].

KAZAKHSTAN. Cisaralia [Mikhailov, 1992b].

KIRGHIZIA [Mikhailov, 1992b; Zonshtein *et al.*, 1996-ld].

DISTRIBUTION. Russia — all European part, Caucasus, mountains of Middle Asia, S-Siberia, S-Far East (rarely). Baltic countries, Belarus, Ukraine, Moldavia, Azerbaijan, Kazakhstan, Kirghizia.

S-, C- & N-Europe, Iran [Mozaffarian *et al.*, 1998, 2000*], China (Qinghai, Xinjiang).

Clubiona (Clubiona) sopaikensis Paik, 1990

Clubiona sopaikensis Paik, 1990a: 93–94, figs. 32–39 (♂);

C. sopaikensis — Mikhailov, 1991: 214–215, figs. 24–29 (♂♀).

MATERIAL. RUSSIA: Maritime Prov.: 1 ♂ (ZMMU), S Sikhote-Alin Mt. Range, Gorelaya Sopka Mt., 43°30'30"N, 134°06'08"E, 1300–1470 m, 17–20.06.1999, Yu. Sundukov; 2 ♂♂, 1 ♀ (OC), Lazovskiy Distr., Kievka, grass, sweeping, 10.07.1982, TO.

More specimens were collected in Khasan Distr.

LITERATURE DATA. RUSSIA. AMR: Khinganskiy Reserve [Mikhailov, 1992b]. KhAB: S part [Kim, Kurenshchikov, 1995]. PRI [Mikhailov, 1992b]. SAKh: Sakhalin [Marusik *et al.*, 1993b-ld].

DISTRIBUTION. Russia — S-Far East (continental & island).

N- & S-Korea.

Clubiona (Clubiona) zacharovi Michailov, 1991

Clubiona zacharovi Michailov, 1991: 226, figs. 52–53 (♂).

MATERIAL. RUSSIA, Maritime Prov.: 1 ♂ (OC), Lazovskiy Reserve, Petrova locality, forest edge, 06.06.1978, TO; 5 ♂♂ (OC, ZMMU), Lazovskiy Reserve, 1980, 1981, TO; 2 ♂♂, Ussuri Reserve, 43°39'N, 132°33'E, 29–31.07.1998, SK&YM; 1 ♂ (ZMMU), W of Khanka Lake, environs of Barabash-Levada Village, 44°45.5'N, 131°27'E, 18–19.07.1998, leg. et det. YM.

REMARKS. In one of the specimens from Lazovskiy Reserve the tibial apophysis is smooth and the tooth-like process is not visible. The whole TA is not always so flat as is clear from the original description [Mikhailov, 1991: fig. 52–53].

According to the body size and distribution data, the female of *C. langei* (length of carapace 4.05±0.86) is probably conspecific with the male of *C. zacharovi* (length of carapace 3.50–3.85). A detailed ecological study is required.

LITERATURE DATA. RUSSIA. PRI [Mikhailov, 1992b].

DISTRIBUTION. Russia — S-Far East: Maritime Prov. N-Korea [Mikhailov, 1997b].

Clubiona (Clubiona) zyuzini Michailov, 1995

Clubiona zyuzini Michailov, 1995a: 106–108, figs. 26–27 (♀).

LITERATURE DATA. RUSSIA. PRI: Lazovskiy Reserve [Mikhailov, 1995a].

DISTRIBUTION. This species is known only from the type locality.

The *hummeli*-subgroup

Clubiona (Clubiona) odesanensis Paik, 1990

Figs. 45–46.

Clubiona odesanensis Paik, 1990a: 96–98, figs. 47–58 (♂♀);

C. odesanensis — Mikhailov, 1991: 212–213, figs. 17–21 (♂); Song *et al.*, 1999: 426, figs. 2500–P (♀), 253B (♂).

MATERIAL. RUSSIA: 1 ♂ (SZM), Amur Area, Blagoveshchensk, 08.1996, E.I. Malikova; Maritime Prov.: 13 ♂♂, 1 ♀ (OC, ZMMU), Lazovskiy Distr., 1978–1984, TO; 1 ♂, Lazovskiy Reserve, Korpad' Camp, 43°16'N, 134°08'E, 06–09.08.1998, YM.

One more specimen is available also from PRI: Ussuri Reserve.

REMARKS. 1. The very similar females of *C. odesanensis* and *C. sopaikensis* can be distinguished by the atria, which in the former species are positioned more laterally relative to the copulatory openings.

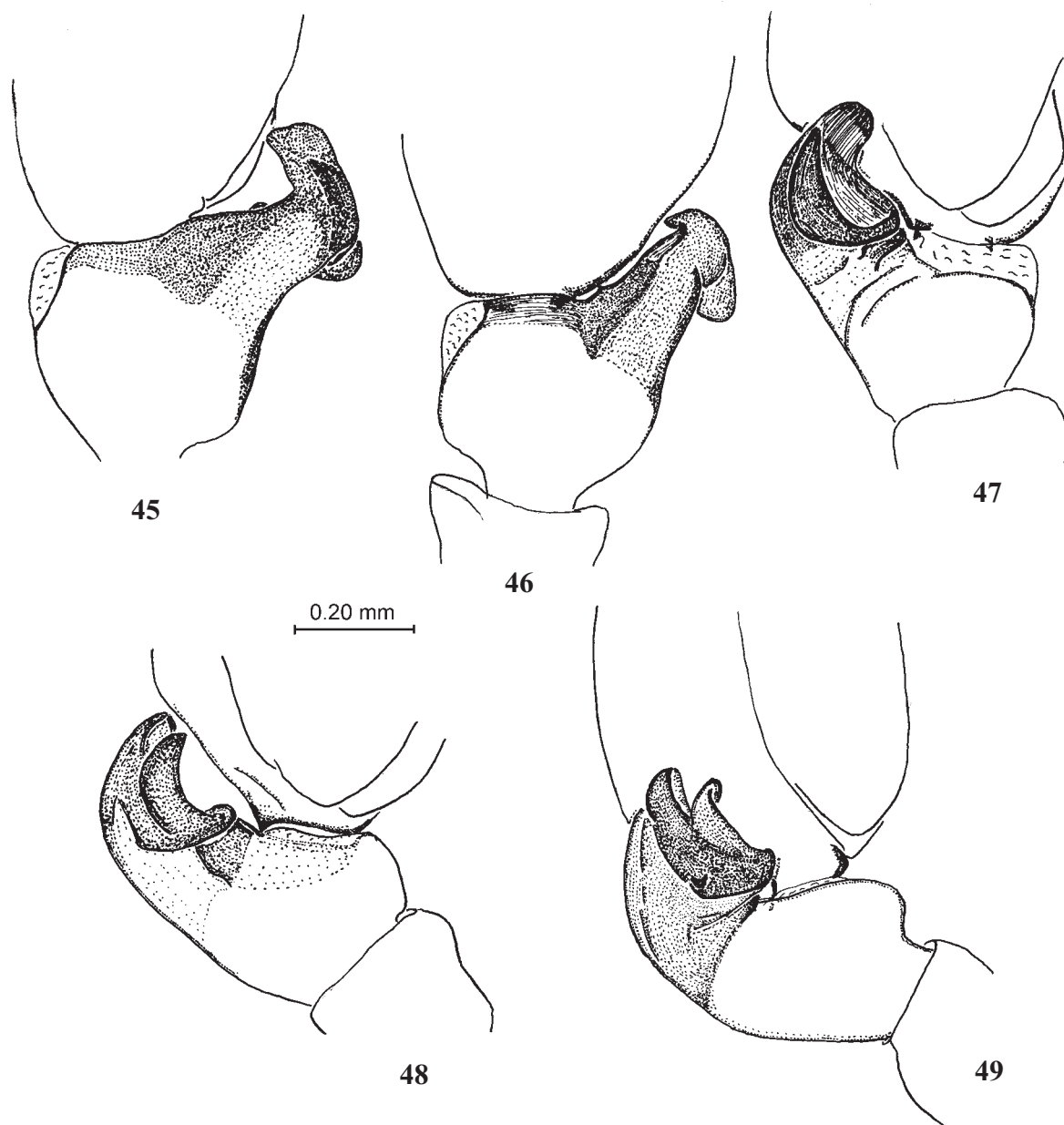
2. The male of *C. odesanensis* is probably conspecific with the female of *C. papillata*. In all the material of *C. odesanensis* examined by me since 1990, the males of *C. odesanensis* and the females identified as *C. papillata* have been found together (*i.e.* in the same samples) 7 times, while only 3 samples have contained both the males and females of *C. odesanensis* (including type series). It is particularly interesting that most of the records of *C. odesanensis* females are from Korea, whereas the males are "confined" mostly to the Russian Far East. For example, the type series of this species (S-Korea) includes 14 females and only 1 male. In N-Korea, 5 males and 5 females were collected. In Russia, 23 males and only 2 females were caught! See also comments under *C. papillata*.

3. The male of *C. odesanensis* is very similar to *C. hummeli* Schenkel, 1936. Re-examination of a fragment of the *C. hummeli* lectotype from Naturhistorisches Museum Basel (Figs. 47–49) revealed several distinguishing characters in TA structure, especially in dorsal view (cp. Figs. 46 and 47). In *C. hummeli*, the TA dorsal branch is bilobate at less than a half of its length, or, at least, bifurcate in certain view. In *C. odesanensis*, it is unambiguously solid. The ventral surface of the TA dorsal branch is flattened, concave, smooth and semi-transparent in *C. odesanensis*, whereas it bears an additional process in *C. hummeli*. The double ridge on the EP apophysis is longer in *C. odesanensis*, covering the base of the embolus in retrolatero-ventral view.

LITERATURE DATA. RUSSIA. KhAB: S part [Mikhailov, 1992b; Kim, Kurenshchikov, 1995]. PRI [Mikhailov, 1992b].

DISTRIBUTION. Russia — S-Far East (continental).

N- & S-Korea, China (Jilin).



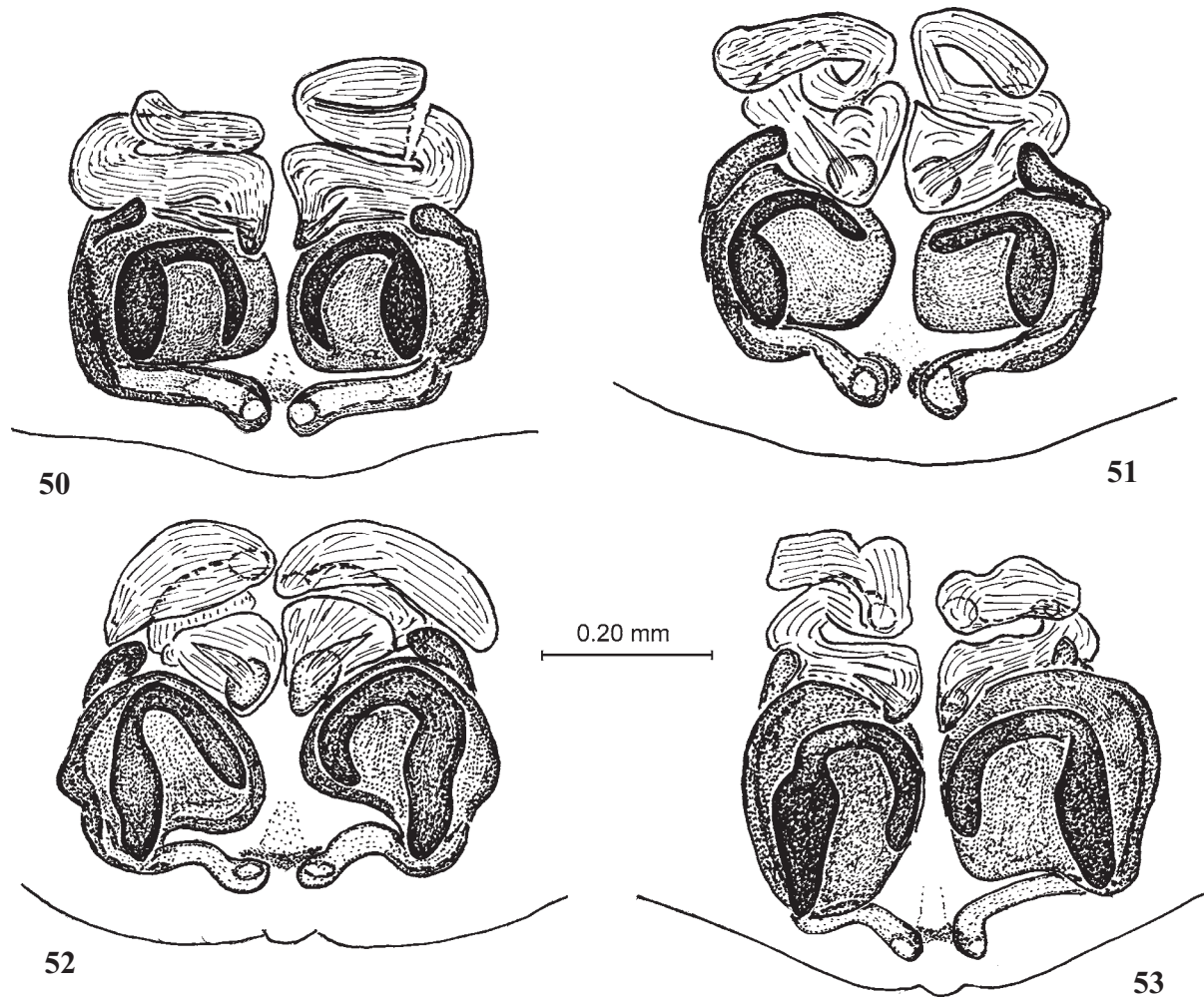
Figs. 45–49. *Clubiona* spp., right ♂ palp, tibial apophysis: 45–46 — *C. odesanensis* (Maritime Prov., Kievka), 47–49 — *C. hummeli* (part of lectotype, Naturhistorisches Museum Basel). 45, 48 — retrolaterally, 46, 47 — dorsally, 49 — ventro-retrolaterally.

Рис. 45–49. *Clubiona* spp., правый палец. вырост голени: 45–46 — *C. odesanensis* (Приморье, Киевка), 47–49 — *C. hummeli* (фрагмент лектотипа, Естественноисторический музей, Базель). 45, 48 — ретролатерально, 46, 47 — дорсально, 49 — вентро-ретролатерально.

Clubiona (Clubiona) papillata Schenkel, 1936
Figs. 50–53.

Clubiona papillata Schenkel, 1936: 162–163, fig. 56a–b (♀);
Clubiona wolchongsensis Paik, 1990a: 99–100, figs 66–73 (♀),
syn.n.;
C. wolchongsensis — Mikhailov, 1991: 225–226, figs. 50–51
(♀); Song *et al.*, 1991: 71, fig. 6A–B (♀), 1999: 427, fig. 252C–D (♀);
C. serrulata Hu *et al.*, 1991: 47, figs. 5–8 (♂♀), **syn.n.;**
C. flexa Zhang, 1992: 53–54, figs. 13–16 (♂, ♀);
C. flexa Zhang, Chen, 1993: 306–308, figs 1–4 (♂, ♀);

C. papillata — Mikhailov, 1998: 89, figs. 7–8 (♀, =*flexa*); Song *et al.*, 1999: 426, fig. 250S–T (♀);
C. flexa — Song *et al.*, 1999: 415, figs. 245N–O (♀), 248H–I (♂);
C. serrulata — Song *et al.*, 1999: 427, figs. 251K–L (♀), 253L–M (♂).
MATERIAL. RUSSIA, Maritime Prov.: 16 ♀♀ (OC, ZMMU, SZM), Lazovskiy Distr. & Reserve, 1976–1982, 1984, TO; 2 ♀♀ (ZMMU), environs of Vladivostok, Okeanskaya Station, 24.07.1994, KE; 5 ♀♀ (ZMMU, ZMT), Ussuri Reserve, 43°39'N, 132°33'E, 29–31.07.1998, SK & YM; 1 ♀ (ZMMU), environs of Anisimovka Village, 43°10'N, 132°46'E, pitfall traps, 28.07–09.08.1998, YM; 1 ♀ (ZMMU), Uglovaya Village, 43°21'N, 132°03'E, 04.10.1997, leg. et det. YM.



Figs. 50–53. *Clubiona papillata*, ♀ genitalia (vulva) from Middle Bikin River (50), Uglovaya Village (51), Ussuri Reserve (52), Nizhnespasskoe Village (53).

Рис. 50–53. *Clubiona papillata*, гениталими ♀ (вульва), Средний Бикин (50), дер. Угловая (51), Уссурийский заповедник (52), дер. Нижнепасское (53).

LITERATURE DATA. RUSSIA. Khab: Amur River from Pashkovo to Khabarovsk [Kim, Kurenschikov, 1995*]; Vyatskoe [Mikhailov, 1992b]. PRI [Mikhailov, 1992b].

REMARKS. 1. Figures of the vulvae of four specimens from different parts of the Russian Far East illustrate a transition in all “distinguishing” characters between *C. papillata* and *C. wolchongsensis* (initial direction of the copulatory tubes, the shape of “dark structures”, etc. — see Figs. 50–53). Unfortunately, the direction of the copulatory tubes in the type of *C. papillata* is incorrectly shown in Mikhailov [1998, fig. 8]. In “*wolchongsensis*”, the light area on the epigyne is situated above the copulatory openings, whereas in “true *papillata*” — it is situated more laterally. However, I consider this character not distinctive enough for distinguishing the two species.

2. The male of *C. flexa* (not seen) is possibly identical to *C. odesanensis* or *C. hummeli*. A more detailed study of the *C. flexa* types (not accessible at present) is required. A series of the *C. odesanensis* males examined by me showed variation both in size of the genitalia and in shape of the TA. Examination of more Chinese material is required before a firm conclusion can be drawn.

3. Judging from the figures of *C. serrulata* from Henan, China made by Song *et al.* [1999], this species is clearly a junior synonym of *C. papillata*. Unfortunately, the original description was not available to me, but I understand that the drawings provided by Song *et al.* [1999] were simply copied from it.

DISTRIBUTION. Russia — S-Far East.

N- & S-Korea, China: Liaonin, Jilin, Heilongjiang, Gansu, (?) Shenxi, Hebei, Hubei, Henan.

The *propinqua*-subgroup

Clubiona (Clubiona) propinqua L. Koch, 1879

Clubiona propinqua — Holm, 1973: 104, figs. 106–108 (♂); Mikhailov, 1991: 215–217, figs. 30–33 (♂♀); 1992b: 20 (= *C. subinteriecta*); 1997b: figs. 5–6 (♂);

C. subinteriecta Strand, 1907 — Mikhailov, 1991: 217–218, figs. 34–38 (♂♀).

MATERIAL. RUSSIA: 4♀♀ (SZM), Altai, ca. 60 km W of Kosh-Agach, Taltura (Chagan-Uzun) River canyon, 2200–2300 m, stony debris on the upper border of *Larix* forest, 25–30.06.1999,

DL; *Buryatia*: 1 ♀ (ZMMU), Barguzin Mt. Ridge, Olso River, 54°52'N, 110°55'E, 950 m, 05.07.1996, SK; 1♀ (ZMMU), Barguzin River valley, Zugdeli, 55°01'N, 111°18'E, 650 m, 09.07.1996, SK. *Khabarovsk Province*: 1 ♀ (ZMMU), Verkhnebureinskiy Distr., 190 km SW of Bureinskiy Reserve, mouth of Usammakh Stream (confluent of Bureya River), pebble, under stones, 09.10.1999, leg. L.A. Trilikauskas. *Maritime Prov.*: 1♀ (ZMMU), S Sikhote-Alin' Mt. Range, Gorelaya Sopka Mt., 43°30'30"N, 134°06'08"E, 1300–1470 m, 17–20.06.1999, Yu. Sundukov; 1 ♂, 6 ♀♀ (OC, ZMMU), Lazovskiy Distr. and Reserve, 1978–1984, TO; 1 ♂, 5 ♀♀ (ZMMU), Lazovskiy Reserve, Korpad' Camp, 43°16'N, 134°08'E, 06–09.08.1998, leg. et det. YM; 4 ♂♂, 37 ♀♀ (ZMMU, SZM), Pravaya Izvilinka River, 43°52'–55'N, 134°17'–23'E, 01–02.08.1998, leg. et det. YM; 2 ♂♂, 3 ♀♀ (ZMMU), Oblachnaya Mt., 43°34'N, 134°12'E, 1600–1750 m, 03.08.1998, leg. SK, det YM.

More specimens were collected in MGD: Chukotka, Amur Area, Khabarovsk Province (env. of Chegdomyn), and PRI: environs of Anisimovka Village & Ussuri Reserve.

LITERATURE DATA. RUSSIA. KRN: Ermakovo Distr. [Mikhailov, 1992b]. YaKT: Central, East Yakutia [Marusik *et al.*, 1993a; Mikhailov, Marusik, 1995]. MGD: environs of Magadan Town [Marusik *et al.*, 1992-ld; Mikhailov, Marusik, 1995]; Upper Kolyma [Marusik *et al.*, 1992-ld; Marusik, 1994; Mikhailov, Marusik, 1995; Bukhhalo, 1997]; Chukotka [Marusik *et al.*, 1992, Marusik, 1993; Mikhailov, Marusik, 1995; Mikhailov, 1997b]. KMCh [Mikhailov, Marusik, 1995]. IRK [Mikhailov, 1992b]. Transbaikalia [Danilov, 1999-ld]. ChIT: Sokhondo Reserve [Mikhailov, 1992b]. AMR [Mikhailov, 1992b]. KhAB: Bolshoi Khekhtsir Mt. Ridge [Kim, Kurenschikov, 1995: *C.p.* + *C. subinteriecta*]; Bureinskiy Reserve [Trilikauskas, 2001]. PRI [Mikhailov, 1992b]. SAKh: Sakhalin [Marusik *et al.*, 1993b-ld].

DISTRIBUTION. Russia — Siberia E of Yenisey, all Far East (continental & island).

N-Korea.

Clubiona (Clubiona) mayumiae Ono, 1993

Clubiona propinqua (nec L. Koch, 1879, misidentified) — Hayashi, 1987: 35, figs. 3–11 (♂♀);

C. pseudogermanica (nec Schenkel, 1936, misidentified) — Mikhailov, 1991: 219–220, figs. 39–43 (♂♀), 1992a,b; Marusik *et al.*, 1993b; Kim, Kurenschikov, 1995;

C. mayumiae Ono, 1993: 90–92, figs. 1–8 (♂♀); Hayashi, 1994: 59–60, figs 10–15 (♂♀);

C. mayumiae — Mikhailov, 1995a: 109; 1997b: figs. 7–8 (♂).

MATERIAL. RUSSIA: *Kamchatka*: 1 ♂ (ZMMU), environs of Mil'kovo, Kamchatka River floodplain, fern-multiherbaceous *Betula* forest, sweeping, 24.08.1987, AT; 2 ♂♂, 1 ♀ (ZMMU), Petropavlovsk-Kamchatskiy, multiherbaceous-gramineous *Betula* forest, 16–19.09.1988, AT; 3 ♂♂, 1 ♀ (ZMMU), Paratunka, gramineous *Betula* forest, 12.08.1988, AT; 3 ♂♂, 4 ♀♀ (ZMMU), *N-Kuriles*, Paramushir Isl., SW shore, different localities, 10.08–15.09.1996, YM; ♂♂, ♀♀ (ZMMU, SZM), *S-Kuriles*, Iturup Isl., different localities, 1992, 1994, SG, KE.

More specimens were collected in Bolshekhkhtsirskiy Reserve and Kunashir Isl.

REMARKS. The epigyne shape is variable: all internal structures can be situated close to the epigastric furrow (rare) or at a distance from it (typical, as figured in all relevant papers).

LITERATURE DATA. RUSSIA. KMCh [Mikhailov, 1997b]. KhAB: S part [Kim, Kurenschikov, 1995]. PRI [Mikhailov, 1992b]. SAKh: Sakhalin [Marusik *et al.*, 1993b-ld]; Kuriles [Kamura, 2001]; S-Kuriles: Iturup Isl. [Marusik *et al.*, 1993b], Kunashir Isl. [Marusik *et al.*, 1993b-ld]; N-Kuriles: Shumshu Isl. [Mikhailov, 1992b].

DISTRIBUTION. Russia — S-Far East (continental & island), N-Kuriles, Kamchatka.

Japan: Hokkaido.

Clubiona (Clubiona) pseudogermanica Schenkel, 1936

Clubiona pseudogermanica Schenkel, 1936: 55–56, fig. 53a,b (♂); *C. hummeli* Schenkel, 1936: 161–162, fig. 55c,d (♀, not ♂); *C. propinqua* (nec L. Koch, 1879, misidentified) — Hu, Song, 1983: 56, fig. 3A–C (♂); Paik, 1990a: 102–103 (♂, = *C. salictum*, ♂); Zhang, 1991: 10–11, figs. 5–8 (♂♀, = *C. hummeli*, ♀); *C. salictum* Namkung, Kim, 1987: 23–28, figs. 1–11 (♂♀); *C. hummeli* — Paik, 1990a: 107–108, figs. 113–120 (♀); Mikhailov, 1995a: 108–109, figs. 33–34 (♀); *C. salictum* — Ono, 1993: figs. 9–10 (♂);

C. pseudogermanica — Ono, 1993 (? = *C. salictum*); Hayashi, 1994: 60–63, figs. 16–21 (♂♀, = *C. salictum*); Mikhailov, 1995a: 109 (♂), 1998: 89–92, figs. 9–12 (♂♀); Song *et al.*, 1999: 426–427, figs. 251C–D (♀), 253D–E (♂).

MATERIAL. RUSSIA: 3 ♀♀ (ZMMU), *Maritime Prov.*, Khanka Lake CNW shore, 45°12'N, 131°59.71'E, 17–18.07.1998, YM.

REMARKS. Figures of “*C. propinqua*” male by Paik [1990a] are inadequate for determining with certainty to which species — *C. mayumiae* or *C. pseudogermanica* it belongs. Zoogeographical data suggest the latter species.

LITERATURE DATA. RUSSIA. PRI [Mikhailov, 1995a].

DISTRIBUTION. fUSSR — S-Far East: Maritime Prov. Japan: (Honshu), N- & S-Korea, China (widely).

THE *RECLUSA*-GROUP

Clubiona (Clubiona) reclusa O. Pickard-Cambridge, 1863

MATERIAL. RUSSIA: 2 ♀♀ (PC), *Belgorod Area*, near Borisovka, Les-Na-Vorskla Reserve, edge of Vorskla River floodplain, meadow, 03.06, 11.11.1996, leg. et det. AP; 2 ♀♀ (SZM), *Altai Province*, near Volchikha bank of Zolotoe Lake, 10.07.1999, G.N. Azarkina, A.Yu. Chuikova; 1 ♀ (ZMMU), *Krasnoyarsk Province*, S part, near Tanzybei, forest research station, 53°08'N, 92°53'E, 02–03.06.1995, YM; 1 ♂, 1 ♀ (ZMMU), *Yakutia*, Lyampeshka, forest, meadow, 17.07.1977, SK.

UKRAINE: 1 ♂ (ZMMU), the Crimea, environs of Kerch, 15.06.1990, OL.

KAZAKHSTAN: 1 ♀ (ZMMU), *Pavlodar Area*, Mayskiy Distr., environs of Kirovskiy Sovkhoz, multiherbaceous meadow, 10.08.1989, OL.

LITERATURE DATA. RUSSIA. KRL: Kivach Reserve [Sellarius, 1993]. LNN: Nizhnesvirskiy Reserve [Oliger T., 1995, 1996]. MSK [Seifulina, Chernyshev, 2001]: Prioksko-Terrasnyi Reserve [Rybalov, 1991]. KLZh [Mikhailov, 1992b]. VRN [Panteleeva, Karavaev, 1992]. MRS [Matveev, 1991; Krasnobaev, Matveev, 1993-ld]. ChVSh [Sidorenko, Dunin, 1997; Sidorenko, 1998]. ARKh [Mikhailov, 1992b]: Pinezhskiy Reserve [Krasnobaev, 1990]. PRM [Esynin, Efimik, 1996]. BShK [Efimik, 1997]: Bashkirian Reserve [Efimik, 1995a]. TMN: S-Yamal [Korobeinikov, Esyunin, 1995; Esyunin, 1999]; Yuganskiy Reserve [Esynin, 1996]. KRN: environs of Mirnoe [Marusik *et al.*, 2002a; Rybalov *et al.*, 2002]; Khakassia [Mikhailov, 1992b]. Tuva: Azas Reserve [Krasnobaev, 1994]. KMR [Romanenko, 1998]. Transbaikalia [Danilov, 1999-ld]. BUR [Mikhailov, 1992b].

ESTONIA [Vilbaste, 1974].

LITHUANIA [Pupiska, 1939; Mikhailov, 1992b; Vilkas, 1992-ld; Relys, 1994b-ld].

UKRAINE. DNTs: Luganskiy Reserve [Prokopenko, 1999a]. Polesye [Evtushenko, 1991c, 1993b].

DISTRIBUTION. Russia — European part, W- & S-Siberia. Baltic countries, Lithuania, Belarus, Ukraine, N- & E-Kazakhstan.

S-, C- & N-Europe.

Clubiona (Clubiona) bashkirica Michailov, 1992

Clubiona bashkirica Michailov, 1992b: 26–27, figs. 12–13 (♂♀).
C. sp. — Esyunin *et al.*, 1993.

MATERIAL. 1 ♀ (SZM), Novosibirsk Area, Baraba Steppe, Kuibyshevskiy Distr., Zonovo Vill. (7 km N of Sergovka Vill.), middle flow of Om' River, mesophytous meadow, 20.06.1961, V. Mordkovich & I. Stebaev.

LITERATURE DATA. RUSSIA. Urals [Esyunin, Efimik, 1997]. BShK [Efimik, 1995b, 1997]: Bashkirian Reserve [Michailov, 1992b; Efimik, 1995a]; Shulgan-Tash Reserve [Michailov, 1992b; Efimik, Gulyashchikh, 1995].

DISTRIBUTION. Russia — S-Urals, West Siberia (new record).

Clubiona (Clubiona) evoronensis Michailov, 1995

Clubiona evoronensis Michailov, 1995a: 109, figs. 35–36 (♀).

LITERATURE DATA. RUSSIA. KhAB: Evoron Lake [Michailov, 1995a].

DISTRIBUTION. This species is known only from the type locality.

Clubiona (Clubiona) interjecta L. Koch, 1879

Clubiona interjecta — Holm, 1973: 104, figs. 102–105 (♂♀); Song *et al.*, 1999: 416, figs. 246F–G (♀), 249E–F (♂).

MATERIAL. RUSSIA: 1 ♀ (ZMMU), Tomsk Area, 25 km of Kargasok Village, deciduous forest, under bark, 12.08.1983, AZ; 1 ♀ (ZMMU), environs of Magadan, Klyopka Village, 08.1994, leg. N.N. Shumatbaeva, det. YM; 4 ♂♂, 3 ♀♀ (ZMMU), Maritime Prov., Khanka Lake CE, CNW and CW shores, 15–18.07.1998, leg. det. YM.

MONGOLIA: 1 ♀ (ZMMU), Selenga Aimak, Yördö, 24.07.1999, M. Uhrh.

LITERATURE DATA. RUSSIA. TMN: Novyi Urengoi, Tarko-Sale [Michailov, 1992b]. ALT [Marusik *et al.*, 1996]. KRN: S part [Michailov, 1992b]. Tuva [Michailov, 1992b; Logunov *et al.*, 1998*; Marusik *et al.*, 2000]. YaKT: Zhigansk, Sangar, Aldan River: Krestkhaldzhey [Michailov, 1992b]; Central Yakutia [Koponen, Marusik, 1992*; Michailov, Marusik, 1995]. MGD: Upper Kolyma [Marusik *et al.*, 1992; Marusik, 1994; Michailov, Marusik, 1995; Bukhhalo, 1997, 2002]; environs of Magadan [Marusik *et al.*, 1992]; Cisokhotia [Marusik *et al.*, 1992]. KMCh [Marusik *et al.*, 1992; Michailov, Marusik, 1995]. Transbaikalia [Danilov, 1999-ld]. BUR [Michailov, 1992b]: Dzherghinskiy Reserve [Danilov, 1995]. ChIT [Michailov, 1992b]: Dahurian Reserve [Michailov, 1992b]. AMR [Michailov, 1992b]. KhAB: S part [Michailov, 1992b; Kim, Kurenshchikov, 1995]. PRI [Michailov, 1992b]. SAKh: Sakhalin [Marusik *et al.*, 1993b-ld].

DISTRIBUTION. Russia — all Siberia, Far East (continental & island).

Mongolia, China (Jilin, Heilongjiang, Sichuan).

Clubiona (Clubiona) kulczyinskii Lessert, 1905

MATERIAL. RUSSIA: 2 ♀♀ (ZMMU), Kemerovo Area, Kuznetskiy Alatau Reserve, delta of Malaya Bezymyanka Stream, ca. 19 km SSW of Belogorsk, *Abies-Pinus* taiga forest, 500 m, 27–31.08.1993, SG & V.G. Gratshev; 3 ♀♀ (SZM), Altai Province, Teletskoe Lake, Artybash, 27.05.1967, A.P. Kononenko; Krasnoyarsk Province: 1 ♀ (ZMMU), Taimyr Region, down Yenisei River, Potapovo Vill., 68.50°N, 86.25°E, 08.1995, leg. L.B. Rybalov, det. YM; 2 ♀♀ (SZM), Bolshemurtinskiy Distr., Yukseevo Village, right bank of Yenisey River, 06–07.1991, A.V. Gurov; 2 ♂♂ (ZMMU), Kamchatka, Dolina Geizerov, alder forest with ferns, slope, litter, 31.08.1987, AT; 1 ♀ (ZMMU), Buryatia, Barguzin Mt. Ridge, Olso River, 54°52'N, 110°55'E, 950 m, 06.07.1996, leg. SK, det. YM.

KAZAKHSTAN: 2 ♀♀ (ZMMU), Pavlodar Area, environs of Zhelezenka Village, Irtysh River floodplain, *Populus-Salix* forest with blackberry, 06.08.1988, OL.

More specimens are also available from Tuva.

LITERATURE DATA. RUSSIA. ARKh: Pechora River Delta [Mazura, 2000]. KOM [Michailov, 1992b]. PRM [Michailov, 1992b; Pakhorukov *et al.*, 1995; Esyunin, Efimik, 1996; Esyunin, 1999]. EKT [Esyunin, Efimik, 1996]: Visimskiy Reserve [Ukhova, Esyunin, 1996; Esyunin *et al.*, 2000; Ukhova, 2001]. BShK [Efimik, 1997]: Bashkirian Reserve [Efimik, 1995]; Shulgan-Tash Reserve [Efimik, Gulyashchikh, 1995]. ChLB [Esyunin, Efimik, 1996]: Ilmenskiy Reserve [Polyanin, Lagunov, 1992]. TMN: S-Yamal [Michailov, 1992b; Korobeinikov, Esyunin, 1995; Esyunin, 1999]; Yuganskiy Reserve [Esyunin, 1996]. NVS [Michailov, 1992b]. TMS [Romanenko, Lukyantsev, 1995]. KMR [Romanenko, 1998]. ALT [Michailov, 1992b; Marusik *et al.*, 1996]. KRN: Stolby Reserve [Michailov, 1992b]; Tsentral'-no-Sibirskiy Reserve and environs [Michailov, 1992b]; localities along Yenisei River (57–68.5°N) [Marusik *et al.*, 2002b; Rybalov *et al.*, 2002]; Ermakovo Distr. [Michailov, 1992b]; Khakassia [Michailov, 1992b], West Sayan Mts. [Logunov *et al.*, 1998*]. Tuva [Michailov, 1992b; Logunov *et al.*, 1998*; Marusik *et al.*, 2000]; Azas Reserve [Krasnobaev, 1994]. YaKT [Koponen, Marusik, 1992*; Marusik *et al.*, 1993a; Michailov, Marusik, 1995]; Zhigansk [Michailov, 1992b]. MGD: Upper Kolyma [Marusik *et al.*, 1992-ld; Bukhhalo, 1994, 1995, 1997; Marusik, 1994; Michailov, Marusik, 1995]; environs of Magadan [Marusik *et al.*, 1992; Michailov, Marusik, 1995]; Cisokhotia [Marusik *et al.*, 1992-ld]. KMCh [Michailov, Marusik, 1995]. Transbaikalia [Danilov, 1999-ld]. BUR: Dzherghinskiy Reserve [Danilov, 1995]. ChIT: Sokhondo Reserve [Michailov, 1992b]. KhAB: N part [Marusik *et al.*, 1992-ld; Michailov, Marusik, 1995]; Badzhalskiy Mt. Ridge [Michailov, 1992b; Kim, Kurenshchikov, 1995]. SAKh: Sakhalin [Michailov, 1992b; Marusik *et al.*, 1993b].

DISTRIBUTION. Russia — N-European part, Urals, all Siberia, N- (and mountainous) Far East. N- & E-Kazakhstan.

Boreomontane. Central Europe (sporadic), North Europe. Japan: Hokkaido; N-Korea; N-America from Alaska to Colorado and N-Carolina, USA.

Clubiona (Clubiona) maracandica Kroneberg, 1875

Clubiona maracandica — Michailov, 1992b: 23–24, fig. 8 (♀).

LITERATURE DATA. UZBEKISTAN: Samarkand [Michailov, 1992b].

DISTRIBUTION. This species is known only from the type locality.

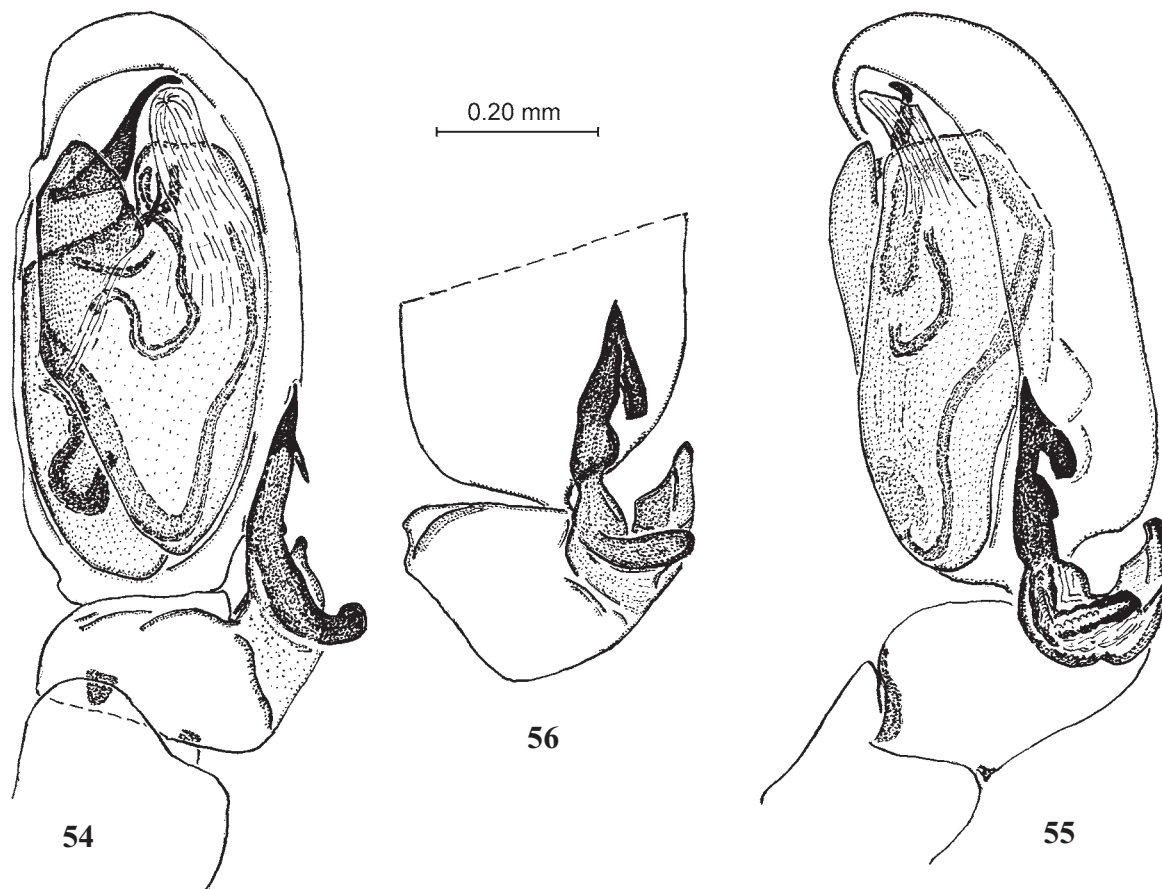
Clubiona (Clubiona) norvegica Strand, 1900

LITERATURE DATA. RUSSIA. LNN: Nizhnesvirskiy Reserve [Oliger T., 1996]. MSK [Michailov, 1992b]. ARKh [Michailov, 1992b]. PRM [Esyunin, Efimik, 1995]. TMN: Yamal [Michailov, 1992b; Esyunin, 1999]; Polar Urals [Koponen *et al.*, 1998]; Yuganskiy Reserve [Michailov, 1992b; Esyunin, 1996].

LITHUANIA: Zhuvintas Reserve [Michailov, 1992b].

DISTRIBUTION. Russia — N-European part, N parts of Urals & W-Siberia. Lithuania.

Boreo-montaneous, "sphagnicolous", *i.e.*, confined to the *Sphagnum* bogs. C- & N-Europe, N-America from Alaska to Utah and New York, USA.



Figs. 54–56. *Clubiona sichotanica* sp.n., holotype, left ♂ palp: 54 — ventrally, 55 — retrolaterally, 56 — tibial apophysis, retrolaterally.

Рис. 54–56. *Clubiona sichotanica* sp.n., голотип, левый палецус: 54 — вентрально, 55 — ретролатерально, 56 — вырост голени, ретролатерально.

Clubiona (Clubiona) rybini Michailov, 1992

Clubiona rybini Mikhailov, 1992b: 24–25, figs. 9–10 (♂♀);

C. maracandica — Zonshtein *et al.*, 1996.

MATERIAL. KIRGHIZIA: 1 ♀ (ZMMU), At-Bashinskiy Distr., At-Bashi River floodplain near At-Bashi Village, “tugai” vegetation, 16.06.1987, Ark.A. Shileiko & M.E. Chernyakhovskiy; 2 ♀♀ (ZMMU, SZM), Kochkorskiy Distr., left river bank opposite of Kochkorka Village, under stones, 24.06.1987, Ark.A. Shileiko & M.E. Chernyakhovskiy; 1 ♂ (ZMMU), Kungey-Alatoo Mt. Ridge, environs of Kiz-Kus Village, Boomscoe Canyon, 28.06.1991, S.V. Ovchinnikov.

One additional specimen was collected from Kirghizia.

LITERATURE DATA. KAZAKHSTAN: environs of Alma-Ata [Mikhailov, 1992b].

KIRGHIZIA [Mikhailov, 1992b; Zonshtein *et al.*, 1996-ld: *C. maracandica* + *C. rybini*].

DISTRIBUTION. Mountains of Middle Asia: Kazakhstan, Kirghizia.

Clubiona (Clubiona) saurica Michailov, 1992

Clubiona saurica Mikhailov, 1992b: 25–26, fig. 11 (♀);

C. cf. maracandica — Eskov, Marusik, 1995.

LITERATURE DATA. KAZAKHSTAN: Saur Mt. Ridge [Mikhailov, 1992b; Eskov, Marusik, 1995].

DISTRIBUTION. This species is known only from the type locality.

Clubiona (Clubiona) sichotanica Michailov, sp.n.

Figs. 54–56.

MATERIAL. Holotype ♂ (ZMMU Ta-6599), Russia, Maritime Prov., Sikhote-Alin'skiy Reserve, Zabolochennaya River, confluence with Serebryannaya River, 21.05.1994, T. Vshivkova.

DIAGNOSIS. Differs from the members of the *reclusa*-group by the following characters: the relatively simple, not branched, embolus (resembling that in *C. kulczynskii*); the absence of embolic processes; the relatively short “protector”, not exceeding the limits of the alveolum; dorsal branch of TA with angled tip.

DESCRIPTION. MALE. Body length 5.60. Carapace 2.60 long, 1.80 wide, ratio 1.44, reddish. Chelicerae reddish-brown, 1.10 long.

Palp as in Figs. 54–56. Lengths of F, Pt, Ti, and Cb are 0.80, 0.35, 0.28, and 0.75, respectively.

Legs straw-coloured. Leg measurements:

	F	Pt	Ti	Mt	T
I	2.45	1.20	2.25	1.80	0.93
II	2.28	1.20	2.25	1.80	0.93
III	1.88	0.90	1.40	1.70	0.58
IV	2.45	1.00	2.00	2.63	0.75

Leg armature Ti IV d.2.2, v.1.1.1 (2.1.1).

Abdomen pale brown with dark brown lanceolate pattern, 3.20 long, 1.63 wide, ratio 1.97.

FEMALE unknown.

DERIVATIO NOMINIS. This species is named after the Sikhote-Alin Mt. Ridge (Sichote in Latin).

Clubiona (Clubiona) stagnatilis Kulczyński in Chyzer et Kulczyński, 1897

MATERIAL. RUSSIA: Belgorod Area: 1 ♂, 3 ♀♀ (PC), 20 km W of Belgorod, 8 km SE of Kustovoe Village, wet meadow and edge of humid *Salix* forest, 07.06.1996, leg. et det. AP; 1 ♀ (PC), Borisovskiy Distr., Krasivo Village, Vorskla River floodplain, flooded meadow, 18.06.1997, AP; Yakutia: 1 ♀ (ZMT), El'gyay, big "alas"-pond, 24.07.1977, SK; 1 ♂, 1 ♀ (ZMMU), Toibokhoi, "alas"-pond, 27.07.1977, SK.

LITERATURE DATA. RUSSIA. MRM: Kandalaksha Reserve [Mikhailov, 1992b]. KRL [Woźny, 1995]. LNN: Nizhnesvirskiy Reserve [Oliger T., 1995, 1996]. MSK [Seifulina, Chernyshev, 2001]. RZN: Okskiy Reserve [Mikhailov, 1992b]. KUR: Tsentral'no-Chernozyomniy Reserve [Polchaninova, 2001]. ChVSh [Sidorenko, Dunin, 1997]. ARKh: Pinezhskiy Reserve [Krasnobaev, 1990]. KRV [Oliger M., 1999]. PRM [Esyunin, Efimik, 1996]. EKT [Esyunin, Efimik, 1996]. ChLB [Esyunin, Efimik, 1996]: Troitskiy Reserve [Esyunin, Pakhorukov, 1992], Ilmenskiy Reserve [Polyanin, Lagunov, 1992]. KRG [Mikhailov, 1992b]. TMN: S-Yamal [Korobeinikov, Esyunin, 1995]. NVS [Mikhailov, 1992b; Gorlov et al., 1995; Gorlova, 1999]. KMR [Romanenko, 1998]. KRN: environs of Mirnoe [Rybalov et al., 2002]. Tuva [Mikhailov, 1992b; Logunov et al., 1998-ld; Marusik et al., 2000]. Transbaikalia [Danilov, 1999-ld]. BUR: Baikal Lake: Bolshoi Ushkaniy Isl. [Izmailova, 1989a].

ESTONIA [Vilbaste, 1993].

LITHUANIA [Vilkas, 1992-ld; Relys, 1994-ld; Relys, Dapkus, 2002].

BELARUS: Pripyatskiy National Park [Zhukovets, 1997].

UKRAINE. Rovno [Mikhailov, 1992b]. DNTs [Rudnikova, 1994]. Polesye [Evtushenko, 1991b, 1993a,b].

GEORGIA [Mkheidze, 1997: *C. stagnalis*].

KAZAKHSTAN. VKO [Mikhailov, 1992b].

KIRGHIZIA [Mikhailov, 1992b; Zonshtein et al., 1996-ld].

DISTRIBUTION. Russia — European part, Caucasus, W- & S-Siberia. Baltic countries, Belarus, Ukraine, Georgia, Kazakhstan, Kirghizia.

S-, C- & N-Europe, Afghanistan.

Clubiona (Clubiona) subsultans Thorell, 1875

MATERIAL. 1 ♀ (SZM), Chelyabinsk Area, Turgask Lake, *Betula-Pinus* forest, 30.08.1979, leg. Polchanova, det. S.Yu. Rakov; Tyumen Area: 3 ♀♀ (ZMMU), confluence of Ob' and Irtysh rivers, mixed forest, under bark, 20.08.1983, AZ; 1 ♀ (ZMMU), Ob' River, 120 km downstream of Aleksandrovskoe, mixed forest, 23.08.1983, AZ; 2 ♀♀ (ZMMU), Yakutia, Tolbokhoi, 28.07.1977, SK.

LITERATURE DATA. RUSSIA. KRL [Uzenbaev, 1992; Woźny, 1995]: Kivach Reserve [Tsellarius, 1993]. LNN [Sokolov, 1960, 1962]: Nizhnesvirskiy Reserve [Oliger T., 1996]. NVG [Esyunin et al., 1993]. TVR: Tsentral'no-Lesnoi Reserve [Zhelutkhina, 1995]. MRS [Matveev, 1991; Krasnobaev, Matveev, 1993; Matveev et al., 1995]. ChVSh [Sidorenko, Dunin, 1997]. TTR: Volzhsko-Kamskiy Reserve [Aleynikova et al., 1979]. SMR [Krasnobaev, Matveev, 1993]. KRS: Caucasian Reserve [Mikhailov, 1992b]. ARKh [Mikhailov, 1992b]. PRM [Esyunin, 1995; Pakhorukov et al., 1995; Esyunin, Efimik, 1996]. BShK [Efimik, 1997]: Bashkirian Reserve [Ghirfanova et al., 1992; Efimik, 1995a]; Iremel' Mt. Ridge [Esyunin, Polyanin, 1990]. ChLB [Esyunin, Efimik, 1996; Efimik, Zolotarev, 1998]. TMN: Yugan-

skiy Reserve [Esyunin, 1996]. NVS [Mikhailov, 1992b]. KMR [Romanenko, 1998]. KRN: Evenkiya [Mikhailov, 1992b]; environs of Mirnoe [Marusik et al., 2002b; Rybalov et al., 2002]. Tuva [Mikhailov, 1992b; Logunov et al., 1998; Marusik et al., 2000]. Transbaikalia [Danilov, 1999-ld]. BUR: Dzherghinskiy Reserve [Danilov, 1995]. ChIT: Sokhondo Reserve [Mikhailov, 1992b].

ESTONIA [Vilbaste, 1993].

LITHUANIA [Pupiska, 1939: as *C. erratica* C. Koch; Vilkas, 1992-ld; Relys, 1994-ld; Relys, Dapkus, 2002].

BELARUS. Berezinskiy Reserve [Shavanova, 1995].

UKRAINE. Polesye [Evtushenko, 1991b, 1993a].

DISTRIBUTION. Russia — European part, Urals, W- & S-Siberia. Baltic countries, Belarus, Ukraine.

S-, C- & N-Europe. Mongolia.

THE *CAERULESCENS*-GROUP

Clubiona (Clubiona) caerulea L. Koch, 1867

MATERIAL. RUSSIA: 3 ♀♀ (PC), Belgorod Area, 25 km W of Belgorod, environs of Kustovoe Village, 10–11.06.1996, leg. et det. AP; 2 ♂♂ (OC, ZMMU), Maritime Prov., Lazovskiy Distr. and Reserve, 1976, 1977, TO.

GEORGIA: 1 ♂ (ZMMU), 40 km W of Mestia, Kherkhvashi E of Nakra (=Naki), 1250–1700 m, *Quercus*, *Fagus*, *Carpinus*, *Picea*, *Abies*, etc. forest, litter & bark, 21.08–21.09.1986, SG; 1 ♂ (ZMMU), Algeti State Reserve W of Manglisi, *Fagus*, *Picea*, *Acer* etc. forest, 1400–1450 m, litter & under bark, 16–18.05.1987, SG & KE.

AZERBAIJAN: 3 ♀♀ (ZMMU), SW of Kuba, 750 m, *Fagus*, *Quercus*, *Carpinus* etc. forest, litter & under bark, 23.04.1987, SG & KE.

ARMENIA: 1 ♂ (ZMMU), W of Shamshadyan, halfway btw. Idjevan & Berd, 1500–1600 m, *Fagus*, *Carpinus*, *Acer* etc. forest, litter & under bark, 26–27.05.1987, SG & KE.

LITERATURE DATA. RUSSIA. KRL: Kivach Reserve [Tsellarius, 1993]. TVR: Tsentral'no-Lesnoi Reserve [Zhelutkhina, 1995]. KLZh [Esyunin et al., 1993]. TLS [Esyunin et al., 1993, 1995; Penev et al., 1994]. ORL [Esyunin et al., 1993]. KUR: Tsentral'no-Chernozyomniy Reserve [Polchaninova, 2001]. BLG: Les-Na-Vorskla Reserve [Esyunin et al., 1993, 1995; Penev et al., 1994]. VRN [Panteleeva, Karavaev, 1992]. MRS [Matveev, 1991; Krasnobaev, Matveev, 1993; Matveev et al., 1995]. ChVSh [Sidorenko, Dunin, 1997]. ULN [Krasnobaev, 1999]. TTR: Volzhsko-Kamskiy Reserve [Aleynikova et al., 1979]. SMR [Esyunin et al., 1993; Krasnobaev, Matveev, 1993; Dunin, 2001]: Zhiguli Reserve [Esyunin et al., 1993, 1995; Penev et al., 1994; Krasnobaev, 1996]. KOM [Mikhailov, 1992b]. PRM [Esyunin et al., 1993, 1995; Penev et al., 1994; Pakhorukov et al., 1995; Esyunin, Efimik, 1996; Esyunin & Mazura, 2000]. EKT: Visimskiy Reserve [Esyunin & Efimik, 1996; Ukhova, Esyunin, 1996; Ukhova, 2001]. BShK [Ghirfanova et al., 1992; Esyunin, Efimik, 1996; Efimik, 1997]: Shulgan-Tash Reserve [Esyunin et al., 1993; Efimik, Gulyashchikh, 1995]; Bashkirian Reserve [Ghirfanova et al., 1992; Efimik, 1995a]. ChLB [Esyunin, Efimik, 1996]: Troitskiy Reserve [Esyunin, Pakhorukov, 1992]. ORN [Esyunin, Efimik, 1996; Efimik et al., 1997]. TMN: Yuganskiy Reserve [Esyunin, 1996]. KMR [Romanenko, 1998]. ALT [Mikhailov, 1992b; Marusik et al., 1996]. KRN: S part [Mikhailov, 1992b], environs of Mirnoye [Marusik et al., 2002b; Rybalov et al., 2002]. Tuva [Mikhailov, 1992b; Logunov et al., 1998; Marusik et al., 2000]. YaKT: Middle Lena flow [Belimov, 1975]. MGD: environs of Magadan [Marusik et al., 1992-ld]. IRK [Mikhailov, 1992b]. Transbaikalia [Danilov, 1999-ld]. BUR [Mikhailov, 1992b]: Vitimskiy Reserve [Krasnobaev, 1994]; Dzherghinskiy Re-

serve [Danilov, 1995]. KhAB: Bolshoi Khekhtsir Mt. Ridge [Kim, Kurenshchikov, 1995-ld]. SAKh: Sakhalin [Mikhailov, 1992b; Marusik *et al.*, 1993b-ld].

ESTONIA [Vilbaste, 1993].

LITHUANIA [Pupiska, 1939: *C. coeruleascens*; Vilkas, 1992-ld: *C. coeruleascens*; Relys, 1994-ld].

UKRAINE. KRV [Esyunin *et al.*, 1993]. ODS [Esyunin *et al.*, 1993]. SUM [Esyunin *et al.*, 1993, 1995; Penev *et al.*, 1994]. Polesye [Evtushenko, 1991a,b, 1993a]. The Crimea [Onchurov, 1998: *caemlescens*].

MOLDAVIA [Esyunin *et al.*, 1993, 1995; Penev *et al.*, 1994].

KAZAKHSTAN. SKO [Mikhailov, 1992b].

DISTRIBUTION. Russia — European part, Caucasus, Siberia, Far East (sporadically). Baltic countries, Belarus, Ukraine, Moldavia, Georgia, Azerbaijan, Armenia, N-Kazakhstan.

S-, C- & N-Europe, Japan (Hokkaido), China (Inner Mongolia, Jilin).

THE CHABAROVII-GROUP

Clubiona (Clubiona) chabarovi Mikhailov, 1991

Clubiona chabarovi Mikhailov, 1991: 224–225, figs. 44–49 (♂♀).

LITERATURE DATA. RUSSIA. KhAB: S part [Kurenshchikov, 1997b]; Bolshoi Khekhtsir Mt. Ridge [Kurenshchikov, 1997a].

DISTRIBUTION. This species is known only from the type locality.

ACKNOWLEDGEMENTS. I deeply obliged to my colleagues and friends, Dr. Yu.M. Marusik (Magadan, Russia), Dr. D.V. Logunov (Novosibirsk, Russia/Manchester, Great Britain), Dr. S.L. Esyunin (Perm, Russia), Dr. D.K. Kurenshchikov (Bolshekhekhtsyrskiy Reserve, Khabarovsk Province, Russia), Mr. L.A. Trilikauskas (Bureinskiy Reserve, Khabarovsk Province, Russia), Ms. G.N. Azarkina (Novosibirsk, Russia), Dr. T.I. Oligier (Nizhnesvirskiy Reserve, Leningrad Area, Russia), Dr. R.R. Seifulina (Moscow, Russia), Mr. A.V. Ponomarev (Razdorskaya Settlement, Rostov Area, Russia), Dr. A.V. Tanasevitch (Moscow, Russia), Dr. S. Koponen (Turku, Finland), Mr. N.M. Kovbluyk (Simferopol, Ukraine), Dr. E.F. Guseinov (Baku, Azerbaijan) and Mr. A.V. Gromov (Almaty, Kazakhstan) for providing me with numerous specimens of *Clubiona*. I am grateful to numerous people in Russia and worldwide who provide me with reprints and copies of arachnological papers. Kind assistance from the curators, Prof. Dr. J. Prószyński (IZW), Dr. V.A. Krivokhatskiy (ZIN), Dr. M. Saaristo (ZMT) is greatly appreciated. Dr. K. Thaler (Innsbruck, Austria) kindly lent me comparative specimens of *C. dvoraki* from his personal collection. Many thanks again to Drs D.V. Logunov and Yu.M. Marusik, who kindly reviewed logistics of the ms. Dr David Penney (Manchester, Great Britain) is obliged for his kind linguistic help.

The immense patience and understanding of my wife, Elena A. Mikhailova and son Yaroslav K. Mikhailov, during my home work on weekends and during the evening, especially with literature data, made finishing this delayed work possible.

References

Aleynikova M.M., Porfir'yeva V.S., Utrobina N.M. 1979. [Parcellar structure of spruce-broadleaved forests of the east of the USSR European part (Volzhsko-Kamskiy Reserve)]. Moscow:

- Nauka Publ. 91 pp. [in Russian]
- Apostolov L.G., Onchurov M.V. 1998. [New taxa in araneofauna of Crimea] // Uch. zap. Simferopolsk. gos. univ. Biol., Matem., Psikhol., Fiz. kult., Fiz., Khim. No.5. P.3–6 [in Russian].
- Azarkina G.N. 1999. [Materials on the spider (Arachnida, Aranei) fauna of North-West Altai and its foothills] // Osobo okranyaemye prirodnye territorii Altaiskogo kraja i sopedel'nykh regionov, taktika sokhraneniya vidovogo raznoobraziya i genofonda. 4 region. nauch.-prakt. konf. 27–29 okt. 1999. Barnaul. P.73–75 [in Russian].
- Azheganova N.S., Stenchenko T.I. 1977. [To the spider fauna of the Amur Area] // Voprosy arakhnoentomologii. Perm: Perm Univ. P.106–111 [in Russian].
- Belimov G.T. 1975. [Some data on the arachnofauna of the Middle Lena Valley] // Biologicheskie resursy Yakutii. Yakutsk: Yakutsk. Univ. P.42–43 [in Russian].
- Bukhhalo S.P. 1994. [Biotopical distribution of terrestrial invertebrates in the Kontaktoviy Stream Basin] // Kompleksnyye ekologicheskie issledovaniya na stacionare "Kontakt". Vladivostok: Dal'nauka (for 1993). P.226–250 [in Russian].
- Bukhhalo S.P. 1995. [Terrestrial invertebrate population of "Kontakt" Station. Part 1. Species composition and biotopical distribution of terrestrial invertebrates in 1987]. Magadan: Inst. of Biological Problems of the North. 36 pp. [in Russian]
- Bukhhalo S.P. 1997. [Terrestrial invertebrate population of "Kontakt" Station. Part 3. Species composition and biotopical distribution of terrestrial invertebrates]. Magadan: Inst. of Biological Problems of the North. 24 pp. [in Russian]
- Bukhhalo S.P. 2002. [Species composition of terrestrial invertebrates in poplar-chosenia ecosystems of north-east Russia] // Russian Entomol. J. Vol.11. No.1. P.101–110 [in Russian, with English summary].
- Danilov S.N. 1995. [Spiders of the Dzherghinskiy Reserve] // Bioraznoobrazie ekosistem Pribaikal'ya. Trudy zapoved. "Dzherghinskiy". Ulan-Ude: Buryatskoe knizhnoe izdatel'stvo. No.1. P.53–64 [in Russian].
- Danilov S.N. 1997. [New data on the spider fauna of Dzherghinskiy Reserve] // Sostoyanie i problemy okhrany prirodnykh kompleksov Severo-Vostochnogo Pribaikalia. Trudy gos. zapoved. "Dzherghinskiy". Ulan-Ude. No.2. P.55–59 [in Russian], 110 [English summary].
- Danilov S.N. 1999. [3.3.3. Spiders of Transbaikalia] // I.Yu. Koropachinskiy, V.M. Korsunov (eds.). Bioraznoobrazie Baikalskoi Sibiri. Novosibirsk: Nauka Publ., Siberian Branch. P.266–274 [in Russian].
- Dunin P.M. 2001. [3.5. Soil mesofauna: terrestrial arthropods, with insects excluded] // G.S. Rosenberg (ed.). "Yablonevyy Ovrag": ekologicheskoe sostoyanie antropogennoy narushennoy territorii / Ekologicheskaya bezopasnost' i ustoychivoe razvitiye Samarskoi oblasti. Togliatti. No.10. P.45–58 [in Russian].
- Dunin P.M., Mamedov A.A. 1992. [Spiders in cotton fields of the southeastern part of Azerbaijan] // Byull. Moskovsk. obshch. ispytat. prirody. Otdel biol. Vol.97. No.6. P.53–61 [in Russian, with English summary].
- Efimik V.E. 1995a. [Spiders (Aranei) of the Bashkirian State Reserve] // Fauna i ekologiya paukov. Perm: Perm Univ. (for 1994). P.98–116 [in Russian].
- Efimik V.E. 1995b. [Zoogeographical analysis of the spider fauna of the western macroslope of South Urals] // Vestnik Permsk. Univ. Perm. No.1. Biologiya. P.102–107 [in Russian, with English summary].
- Efimik V.E. 1997. [Biotopical arrangement of the spiders of Bashkiria] // Vestnik Permsk. Univ. Perm. No.3. Biologiya. P. 128–138 [in Russian, with English summary].
- Efimik V.E., Esyunin S.L., Kuznetsov S.F. 1997. Remarks on the Ural spider fauna, 7. New data on the fauna of the Orenburg Area (Arachnida Aranei) // Arthropoda Selecta. Vol.6. No.1/2. P.85–90.
- Efimik V.E., Gulyashchikh E.V. 1995. [The spider fauna of pine-broadleaved forests of South Urals] // Fauna i ekologiya paukov. Perm: Perm Univ. (for 1994). P.116–131 [in Russian].
- Efimik V.E., Zolotarev M.P. 1998. [Additional data on the fauna and ecology of spiders (Arachnida: Aranei) of the Chelya-

- binsk Area] // Bespozvonochnnye zhivotnye Yuzhnogo Zaural'ya i soprodel'nykh territoriy. Materialy Vseross. konf., 14–16 aprelya 1998. Kurgan: Kurgan Univ. Publ. P.140–146 [in Russian].
- Eskov K.Yu., Marusik Yu.M. 1995. On the spiders from Saur Mt. Range, Eastern Kazakhstan (Arachnida: Araneae) // Beiträge zur Araneologie. Bd.4 (for 1994). P.55–94.
- Esyunin S.L. 1995. [The spider fauna of human dwellings of Perm Town] // Ekologiya i okhrana okruzhayushchey sredy. Tez. dokl. 2. Mezhdunarodn. nauchno-praktich. konf. (12–15 sent. 1995). Perm: Perm Pedagogical Inst. et al. Pt.3. P.13 [in Russian].
- Esyunin S.L. 1996. [The spider (Arachnida, Aranei) fauna of Yuganskiy Reserve] // Ekosistemy Srednego Priob'ya. Ekaterinburg: Ekaterinburg Publ. No.1. P.67–79, 105 [in Russian].
- Esyunin S.L. 1999. [Structure and diversity of the spider population of zonal and montane tundras of the Urals] // Zool. zhurn. Vol.78. No.6. P.654–671 [in Russian, with English summary].
- Esyunin S.L., Efimik V.E. 1995. Remarks on the Ural spider fauna, 4. New records of spider species (excluding Linyphiidae) from the Urals (Arachnida Aranei) // Arthropoda Selecta. Vol.4. No.1. P.71–91.
- Esyunin S.L., Efimik V.E. 1996. Catalogue of the spiders (Arachnida, Aranei) of the Urals. Moscow: KMK Sci. Press Ltd. 229 pp. [in English and Russian].
- Esyunin S.L., Efimik V.E. 1997. [The spider fauna of the Urals: history of study and some results] // Uspekhi entomologii na Urale. Ekaterinburg: Ural Branch of Russian Entomol. Soc. P.118–121 [in Russian].
- Esyunin S.L., Efimik V.E., Mazura N.S. 1999. Remarks on the Ural spider fauna, 10. New records of spider species (Aranei) // Arthropoda Selecta. Vol.7 (for 1998). No.4. P.319–327.
- Esyunin S.L., Efimik V.E., Mazura N.S. 2000. [Population structure of liter mesofauna of fir-spruce forests of Visimskiy Reserve after windfall] // [in Russian].
- Esyunin [Esyunin] S.L., Golovatch S.I., Penev L.D. 1993. The fauna and zoogeography of spiders inhabiting oak forests of the East European Plain (Arachnida: Araneae) // Ber. nat.-med. Verein Innsbruck. Bd.80. S.175–249.
- Esyunin S.L., Mazura N.S. 2000. [Structure and diversity of litter mesofauna of birch forests in "Preduralie" Reservation] // Vestnik Permskogo gos. univ. Biol. No.3. P.193–204 [in Russian, with English summary].
- Esyunin [Esyunin] S.L., Penev L.D., Golovatch S.I. 1995. Distribution and assemblage classification of spiders of the East European oak forests (Arachnida Aranei) // Arthropoda Selecta. Vol.3 (for 1994). No.3–4. P.67–98.
- Esyunin S.L., Pakhorukov N.M. 1992. [The spider fauna of the Troitsky Reservation] // Chlenistonogie okhranyaemykh territoriy Chelyabinskoi oblasti. Sverdlovsk: Ural Branch, USSR Ac. Sci. P.3–29 [in Russian].
- Esyunin S.L., Polyani A.B. 1990. [To the spider fauna of the forest-mountainous belt of southern Urals] // Zhivotnyi mir Yuzhnogo Urala (Informatsionnye materialy). Sverdlovsk. P.15–16 [in Russian].
- Esyunin S.L., Ukhova N.L. 2001. [Addition to the arachnid (Arachnida) fauna of Visimskiy Reserve] // Yu.F. Marin (ed.). Issledovaniya etalonnnykh prirodnykh kompleksov Urala. Materialy nauchnoi konferentsii, posvyashchennoi 30-letiyu Visimskogo zapovednika. Ekaterinburg: Ekaterinburg Publ. P.98–100 [in Russian].
- Evtushenko K.V. 1991a. [Eco-faunistic studies of spiders (Aranei) in the Kievskoe Polesye]. Kiev. Deposited in VINITI, Moscow. 04.06.91 no. 2338-B91. 9 pp. [in Russian].
- Evtushenko K.V. 1991b. [Species composition and biotopical distribution of spiders (Aranei) in the Chernigovskoe Polesye]. Kiev. Deposited in VINITI, Moscow. 04.06.91 no. 2339-B91. 19 pp. [in Russian].
- Evtushenko K.V. 1991c. [Spiders (Araneae) of the Ukrainian Polesye fauna]. Autoreferate of the Thesis of Candidate (Ph.D.) of Biological Sci. Degree. Kiev: Inst. of Zoology. 15 pp. [in Russian].
- Evtushenko K.V. 1993a. [To the study of spiders (Aranei) of Novgorod-Severskoe Polesye]. Kiev. Deposited in VINITI, Moscow. 06.01.93 no. 26-B93. 13 pp. [in Russian].
- Evtushenko K.V. 1993b. [To the study of spiders (Aranei) of the Volynskoe Polesye]. Kiev. Deposited in VINITI, Moscow. 06.01.93 no. 27-B93. 13 pp. [in Russian].
- Gajdoš P., Svatoň J., Sloboda K. 1999. Katalog pavúkov Slovenska. Bratislava: Ústav krajinej ekológie Slovenskej akademie ved. 337 pp. + maps 315 pp.
- Ghirfanova L.N., Grigoryeva T.N., Stepanova R.K. 1992. [Materials to the fauna and ecology of spiders of Bashkiria] // Voprosy ekologii zhivotnykh Yuzhnogo Urala. Ufa: Bashkirian Univ. P.56–64. Deposited in VINITI, Moscow. 20.02.92, no. 587-B92 [in Russian].
- Gong J.X. 1984. Notes on two spider species of the genus *Clubiona* (family Clubionidae) from Fujian Province, SE-China // J. Fujian Agricultural Coll. Vol.13. No.3. P.202–210 [in Chinese, with English summary].
- Gorlov I.P., Gorlova O.Yu., Logunov D.V. 1995. Cytogetic studies on Siberian spiders // Hereditas. Vol.122. P.211–220.
- Gorlova O.Yu. 1999. [Combinative effects of variations in chromosome morphology (karyotypes of spiders, mammals and some insect species taken as examples)]. Autoreferate of the Thesis of Candidate (Ph.D.) of Biological Sci. Degree. Novosibirsk: Institut tsitologii i genetiki SO RAN. 17 pp. [in Russian].
- Guryanova V.E. 1994. [Spiders in the lodder of pied flycatcher (*Ficedula hypoleuca*) nestlings] // Vestnik zoologii (Kiev). No.4–5. P.89–91 [in Russian, with English summary].
- Guseinov E.F. 1998. [Spiders of Lenkoran Natural Region and Apsheron Peninsula, Azerbaijan]. Autoreferate of the Thesis of Candidate (Ph.D.) of Biological Sci. Degree. Baku: Inst. Zoologii AN Azerbaijan. 17 pp. [in Russian, with Azerbaijani and English summaries].
- Guseinov E.F. 1999. [Spiders of Lenkoran Natural Region and Apsheron Peninsula, Azerbaijan]. Autoreferate of the Thesis of Candidate (Ph.D.) of Biological Sci. Degree. Baku: Inst. Zoologii AN Azerbaijan. 29 pp. [in Russian, with Azerbaijani and English summaries].
- Guseinov E.F., Rubtsova L.E. 2001. [Spider (Arachnida: Araneae) species new to the fauna of Azerbaijan] // Study and protection of the animal world on the end of the century. Proc. sci. conf. dedicated to the 80th anniv. of Acad. M.A. Musaev. Baku: Elm Publ. P.236–239 [in Russian, with English summary].
- Hayashi T. 1985. Two new species of the genus *Clubiona* Latreille, 1804 (Araneae: Clubionidae) from Japan // Acta arachnol. Vol.33. No.2. P.35–43.
- Hayashi T. 1986. Descriptions of two new species of the genus *Clubiona* (Araneae: Clubionidae) from Japan // Proc. Japan. Soc. Syst. Zool. No.34. P.32–38.
- Hayashi T. 1987. Some spiders of the genus *Clubiona* (Araneae: Clubionidae) from Hokkaido // Bull. Biogeogr. Soc. Japan. Vol.42. No.16. P.33–41.
- Hayashi T. 1989. Four new species of the genus *Clubiona* (Araneae: Clubionidae) from Japan // Arachnol. pap. presented to T. Yaginuma on the Occas. of his Retirement. Osaka. P.103–110.
- Hayashi T. 1994. Six clubionid spiders (Araneae: Clubionidae) collected by Dr. M.J. Sharkey in Japan // Acta arachnol. Vol.43. No.1. P.57–64.
- Hayashi T., Chikuni Y. 1984. [Notes on *Clubiona kurilensis* Boesenberg et Strand, 1906] // Atypus. No.84. P.1–8 [in Japanese].
- Hayashi T., Yoshida H. 1991. A new species of the genus *Clubiona* (Araneae, Clubionidae) from Yamagata Prefecture, Japan // Proc. Japan. Soc. Syst. Zool. No.44. P.38–44.
- Heldsingen P.J., van. 1999. Catalogus van de Nederlandse Spinnen (Araneae) // Nederl. faun. Meded. T.10. 191 S.
- Holm Å. 1973. On the spiders collected during the Swedish expedition to Novaya Zemlya and Yenisey in 1875 and 1876 // Zool. Scripta. Vol.2. No.3. P.71–110.
- Hu J.L. 2001. [Spiders of Qinghai-Tibet Plateau of China]. Henan Sci. & Technology Publ. House. 658 p. [in Chinese, with English summary].

- Hu Y.J., Song D.X. 1983. Notes on some Chinese species of the family Clubionidae // J. Hunan Univ. No.2. P.55–62 [in Chinese, with English summary].
- Hu J.L., Wang Z.Y., Wang Z.G. 1991. [Notes on nine spiders from natural conservation of Baotianman in Henan province, China (Arachnoidea, Araneida)] // Henan Sci. Vol.9. P.37–52 [in Chinese].
- Izmailova M.V. 1989a. [Some data on the spider fauna of islands of the Baikal Lake] // Nasekomye i paukoobraznye Sibiri. Irkutsk: Irkutsk Univ. P.161–165 [in Russian].
- Izmailova M.V. 1989b. [The fauna of spiders of the south of East Siberia]. Irkutsk: Irkutsk Univ. Publ. 182 pp. [in Russian].
- Kamura T. 2001. 3–3. Spiders of the families Gnaphosidae, Clubionidae and Liocranidae from the Kuril Islands // Abstr. Int. Symp. on Kuril Island Biodiversity, Sapporo, May 18–22, 2001. Sapporo: Hokkaido Univ. Museum. P.15–16.
- Kim J.P., Kurenschikov D.K. 1995. Preliminary spiders species list (Arachnida, Aranei) of Khabarovsk Territory Southern Part // Korean Arachnology. Vol.11. No.1. P.55–72.
- Koponen S., Marusik Yu.M. 1992. Spiders (Araneae) from Central Yakutia, Siberia // Entomol. Fennica. Vol.3. P.163–166.
- Koponen S., Marusik Yu.M., Tanasevitch A.V. 1998. New data on the spider fauna of the Polar Urals (Aranei) // Arthropoda Selecta. Vol.6 (for 1997). No.3–4. P.109–119.
- Korobeinikov Yu.I., Eshunin S.L. 1995. [Composition and distribution of epigeal spiders in the southern tundra biocenoses of Yamal Peninsula] // Fauna i ekologiya paukov. Perm: Perm Univ. (for 1994). P.17–25 [in Russian].
- Krasnobaev Yu.P. 1990. [To the spider fauna of the Pinezhskiy Reserve] // Zapovedniki SSSR — ikh nastoyashchee i budushchee. Tez. dokl. Vsesoyuzn. konf. Novgorod. Pt.3. P.76 [in Russian].
- Krasnobaev Yu.P. 1994. [New data on the spider (Aranei) fauna of reserves of Russia] // Samarskaya Luka. Byulleten'. No.3 (for 1992). P.155–159 [in Russian].
- Krasnobaev Yu.P. 1996. [Spiders (Aranei)] // Bespozvonochnyye Zhigulevskogo zapovednika [Invertebrates of Zhiguli Reserve] // Flora i fauna zapovednikov. Moscow. No.61. P.5–20 [in Russian].
- Krasnobaev Yu.P. 1999. [To the knowledge of the spider (Aranei) fauna of Ulyanovsk Area] // Estestvenno-nauchnye issledovaniya v Simbirsko-Ulyanovskom krae na rubezhe vekov. Ulyanovsk. P.84–90 [in Russian].
- Krasnobaev Yu.P., Matveev V.A. 1993. [Catalogue of spiders of the Middle Povolzhye]. Samara: Samarskaya Luka Publ. 74 pp. [in Russian].
- Krasnobaev Yu.P., Matveev N.M. 1999. [Synantropic spiders (Aranei) of Samara Area] // Ekologicheskije problemy Srednego Povolzhya. Materialy mezhtsevnogo nauchno-prakticheskoi konf. (Ulyanovsk, 15–17 noyab. 1999). Ulyanovsk. P.205–207 [in Russian].
- Kurenschikov D.K. 1997a. [Arachnofauna of Bolshoi Khekhtsyur Mt. Range, south of Khabarovsk Province] // Chteniya pamyati A.I. Kurentsova. Vladivostok. No.7 (for 1996). P.151–156 [in Russian, with English summary].
- Kurenschikov D.K. 1997b. [Spiders of the south of the Khabarovsk Province]. Autoreferate of the Thesis of Candidate (Ph.D.) of Biological Sci. Degree. Vladivostok. 26 pp. [in Russian].
- Kurenschikov D.K. 1999. [Spiders (Arachnida, Aranei) of the south of Khabarovsk Province. Fauna, ecology, zoogeography]. Autoreferate of the Thesis of Candidate (Ph.D.) of Biological Sci. Degree. Tomsk: Tomsk State Univ. 24 pp. [in Russian].
- Logunov D.V., Marusik Yu.M., Koponen S. 1998. A check-list of the spiders in Tuva, South Siberia with analysis of their habitat distribution // Ber. nat.-med. Verein Innsbruck. Bd.85. P.125–159.
- Majumder S.C., Tikader B.K. 1991. Studies on some spiders of the family Clubionidae from India // Rec. Zool. Surv. India. Occas. Pap. No.102. 174 pp.
- Marusik Yu.M. 1993. [Chapter 6. Terrestrial invertebrates] // Ekologiya basseina reki Amguemy (Chukotka) [Ecology of the Amguema River Basin (Chukotka)]. Vladivostok: Dal'nauka. Pt.1. P.164–185 [in Russian].
- Marusik Yu.M. 1994. [A systematic list of spiders (Aranei) of the Upper Kolyma] // Kompleksnyye ekologicheskije issledovaniya na stacionare "Kontakt". Vladivostok: Dal'nauka (for 1993). P.208–225 [in Russian].
- Marusik Yu.M., Eskov K.Yu., Kim J.P. 1992a. A check list of spiders (Aranei) of Northeast Asia // Korean Arachnol. Vol.8. No.1–2. P.129–158.
- Marusik Yu.M., Eskov K.Yu., Koponen S., Vinokurov N.N. 1993a. A check-list of the spiders (Aranei) of Yakutia, Siberia // Arthropoda Selecta. Vol.2. No.2. P.63–79.
- Marusik Yu.M., Eskov K.Yu., Logunov D.V. & Basarukin A.M. 1993b. A check-list of spiders (Arachnida Aranei) from Sakhalin and Kurile Islands // Arthropoda Selecta. Vol.1 (for 1992). No.4. P.73–85.
- Marusik Yu.M., Hippa H., Koponen S. 1996. Spiders (Araneae) from the Altai area, Southern Siberia // Acta zool. fenn. Vol.201. P.11–45.
- Marusik Yu.M., Koponen S. 2000. New data on spiders (Aranei) from the Maritime Province, Russian Far East // Arthropoda Selecta. Vol.9. No.1. P.55–68.
- Marusik Yu.M., Koponen S., Vinokurov N.N., Nogovitsyna S.N. 2002a. Spiders (Aranei) from northernmost forest-tundra of northeastern Yakutia (70°35'N, 134°34'E) with description of three new species // Arthropoda Selecta. Vol.10 (for 2001). No.4. P.351–370.
- Marusik Yu.M., Rybalov L.B., Koponen S., Tanasevitch A.V. 2002b. Spiders (Aranei) of Middle Siberia, an updated check-list with a special reference to Mirnoye Field Station // Arthropoda Selecta. Vol.10 (for 2001). No.4. P.323–350.
- Marusik Yu.M., Logunov D.V. 1999. On the spiders (Aranei) collected in central Mongolia during a joint American-Mongolian-Russian expedition in 1997 // Arthropoda Selecta. Vol.7 (for 1998). No.3. P.233–254.
- Marusik Yu.M., Logunov D.V., Koponen S. 2000. Spiders of Tuva, South Siberia. Magadan: IBPN FEB RAS. 252 pp.
- Matsuda M. 1991. Two newly recorded species of the genus *Clubiona* (Araneae: Clubionidae) from Japan // Atypus. No. 97. P.22–26 [in Japanese].
- Matveev V.A. 1991. [Animal world of the Mariyskaya ASSR. Part 2. Invertebrates]. Yoshkar-Ola: Mariyskoe knizhnoe izdatel'stvo. 136 pp. [in Russian].
- Matveev V.A., Faterov S.Ya., Pavlova M.M. 1995. [The spider fauna of afforestations of Mari-El] // Fauna i ekologiya paukov. Perm: Perm Univ. (for 1994). P.60–67 [in Russian].
- Mazura N. 2000. 3.3. Spiders // Pechora Delta: Structure and Dynamics of the Pechora Delta Ecosystems (1995–1999). Syktyvkar, Lelyslad. P.133–137.
- Merrett P., Murphy J.A. 2000. A revised check list of British spiders // Bull. Brit. arachnol. Soc. Vol.11. Pt.9. P.345–258.
- Mikhailov K.G. 1990a. The spider genus *Clubiona* Latreille 1804 in the Caucasus, USSR (Arachnida: Araneae: Clubionidae) // Senckenberg. biol. Bd.70. H.4/6. S.299–322.
- Mikhailov K.G. 1990b. The spider genus *Clubiona* Latreille 1804 in the Soviet Far East, 1 (Arachnida, Aranei, Clubionidae) // Korean Arachnology. Vol.5. No.2. P.139–175.
- Mikhailov K.G. 1991. The spider genus *Clubiona* Latreille 1804 in the Soviet Far East, 2 (Arachnida, Aranei, Clubionidae) // Korean Arachnology. Vol.6. No.2. P.207–235.
- Mikhailov K.G. 1992a. [Spiders of the genus *Clubiona* Latreille (Aranei, Clubionidae) of the Soviet Union (a faunistic review)] // Fauna i ekologiya paukov, skorpionov i lozhnoskorpionov SSSR. Trudy Zool. Inst. AN SSSR. Vol.226 (for 1990). P.60–69 [in Russian, with English summary].
- Mikhailov K.G. 1992b. The spider genus *Clubiona* Latreille, 1804 (Arachnida Aranei Clubionidae) in the USSR fauna: a critical review with taxonomical remarks // Arthropoda Selecta. Vol.1. No.3. P.3–34.
- Mikhailov K.G. 1994. [*Bicluona* Michailov, subgen.n., a new subgenus of the spider genus *Clubiona* (Aranei, Clubionidae) from East Asia] // Zool. Zhurn. Vol.73. No.11. P.52–57 [in Russian, with English summary].
- Mikhailov K.G. 1995a. New or rare Oriental sac spiders of the

- genus *Clubiona* Latreille 1804 (Aranei Clubionidae) // Arthropoda Selecta. Vol.3 (for 1994). No.3–4. P.99–110.
- Mikhailov K.G. 1995b. Erection of infrageneric groupings within the spider genus *Clubiona* Latreille, 1804 (Aranei Clubionidae): a typological approach // Arthropoda Selecta. Vol.4. No.2. P.33–48.
- Mikhailov K.G. 1997a. Catalogue of the spiders of the territories of the former Soviet Union (Arachnida, Aranei) // Trudy Zool. Muzeya MGU. Vol.37. P.1–416.
- Mikhailov K.G. 1997b. Spiders of the genus *Clubiona* Latreille, 1804 (Aranei, Clubionidae) of North Korea [Zoological Collectings by the Hungarian Natural History Museum in Korea, No.136] // Ann. hist.-natur. Mus. natn. hung. Vol.89. P.187–195.
- Mikhailov K., Fet V. 1994. Fauna and zoogeography of spiders (Aranei) of Turkmenistan // V. Fet, Kh. Atamuradov (eds.) Biogeography and ecology of Turkmenistan. Monogr. Biol. Vol.72. Dordrecht etc.: Kluwer Academic Publ. P.499–524.
- Mikhailov K.G., Marusik Yu.M. 1995. [Spiders of the North-East of USSR. Families Clubionidae, Zoridae, Liocranidae and Gnaphosidae (genus *Micaria*)] // Entomologicheskies issledovaniya na Severo-Vostokey SSSR. Vladivostok (for 1991). P.90–113 [in Russian].
- Mikhailov K.G., Szinetár Cs. 1997. Spiders of the genus *Clubiona* Latreille, 1804 (Aranei, Clubionidae) in Hungary // Miscellanea zoologica hungarica. T.11. P.49–68.
- Mikityuk V.F. 1991. [Spiders of the epigeal stratum of northern Cis-Chernomoria floodplains] // Problemy pochvennoy zoologii. Materialy dokladov X Vseross. soveshch. Novosibirsk. P.170 [in Russian].
- Minoranskiy V.A. 1995. [To the spider fauna of agrocoenoses of the Lower Don] // Fauna i ekologiya paukov. Perm: Perm Univ. (for 1994). P.48–56 [in Russian].
- Minoranskiy V.A., Ponomarev A.V. 1984. [Materials on the spider fauna of Kalmykia] // Fauna i ekologiya paukoobraznykh. Perm: Perm Univ. P.82–92 [in Russian].
- Mkheidze T.S. 1997. [Spiders of Georgia (systematics, ecology, zoogeographical review)]. Tbilisi: Tbilisi Univ. Publ. (for 1992). 390 pp. [in Georgian, with English summary]
- Mozaffarian F., Bayat Asadi H., Targari S. 1998. Studies on the abundance of spiders in rice fields in central north provinces of Iran // 13th Plant Protection Congr., Aug.1998. P.48–49.
- Mozaffarian F., Targari S., Bayat Asadi H. 2000. Investigations on the fauna of spiders in paddy fields in Mazandaran and Gilan provinces // Appl. Entomol. Phytopath. Vol.67. No.1–2. P.14–16 [English version].
- Namkung J. & Kim J.-P. 1987. A new species of genus *Clubiona* (Araneae: Clubionidae) from Korea // Korean Arachnol. Vol.3. No.1. P.23–28.
- Oliger M.A. 1996. [Additional data on the araneofauna of Chuvashia] // Ekologicheskii vestnik Chuvashii. No.15. P.42–43 [in Russian].
- Oliger M.A. 1999. [Additional data to the inventory spider (Arachnida, Aranei) list of Middle Povolzhie] // Nauchnye trudy gos. prirodnogo zapovednika "Prisurskiy". Cheboksary-Atrat. Vol.2. P.45–47 [in Russian].
- Oliger T.I. 1995. [Fauna and ecology of spiders of the Nizhnesvirsky Reserve] // Fauna i ekologiya paukov. Perm: Perm Univ. (for 1994). P.38–47 [in Russian].
- Oliger T.I. 1996. [Spiders of the Nizhnesvirskiy Reserve. Annotated species lists]. St.-Petersburg: Nizhnesvirskiy State Nature Reserve. 43 pp. [in Russian]
- Onchurov M.V. 1998. [A revision of the araneofauna of Crimea] // Ekosistemy Kryma, ikh optimizatsiya i okhrana. Sbornik trudov Simferopolskogo gos. univ. No.10. P.45–47 [in Russian].
- Ono H. 1993. Spiders of the genus *Clubiona* (Araneae, Clubionidae) from Eastern Hokkaido, Japan // Mem. natn. Sci. Mus. Tokyo. No.26. P.89–94.
- Ono H. 1994. Two species of the spider genus *Clubiona* (Araneae: Clubionidae) new to the Japanese fauna // Acta arachnol. Vol.43. No.1. P.37–41.
- Ono H., Kumada K.-i., Sadamoto M., Shinkai E. 1991. Spiders from the northernmost areas of Hokkaido, Japan // Mem. Natn. Sci. Mus. Tokyo. No.24. P.81–103.
- Paik K.Y. 1985. Three new species of clubionid spiders from Korea // Korean Arachnol. Vol.1. No.1. P.1–11.
- Paik K.Y. 1990a. Korean spiders of the genus *Clubiona* (Araneae: Clubionidae). I. Description of eight new species and five unrecorded species from Korea // Korean Arachnol. Vol.5. No.2. P.85–129.
- Paik K.Y. 1990b. Korean spiders of the genus *Clubiona* (Araneae: Clubionidae). II. On the clubionid spiders reported from Korea before the report I // Korean Arachnol. Vol.6. No.1. P.63–89.
- Pakhorukov N.M., Esyunin S.L., Polyaniy A.B. 1995. [Spider (Arachnida: Aranei) fauna of the "Preduralie" Forestry, Perm Area] // Fauna i ekologiya paukov. Perm: Perm Univ. (for 1994). P.25–38 [in Russian].
- Panteleeva N.Yu., Karavaev A.V. 1992. [Spiders of the Usmansky Bor Forest] // Sostoyaniye i problemy ekosistem Usmanskogo Bora. Trudy biol. uchebno-nauchnoy bazy Voronezhskogo gosunivers. "Venevitinovo". Voronezh: Voronezh Univ. No.2. P.124–133 [in Russian].
- Penev L.D., Esyunin [Esjunin] S.L., Golovatch S.I. 1994. Species diversity versus species composition in relation to climate and habitat variation: a case study on spider assemblages (Aranei) of the East European oak forests // Arthropoda Selecta. Vol.3. Nos 1–2. P.65–99.
- Polchaninova N.Yu. 1993. [Spiders of the "Khomutovskaya Steppe" Reserve] // Entomologicheskies issledovaniya v zapovednikakh stepnoy zony. Tez. dokl. Mezhdunar. simpoz. 25–28 maya 1993, pos. Rozovka. Kharkov: Kharkov Entomol. Society. P.54–55 [in Russian].
- Polchaninova N.Yu. 1995. [Spiders (Arachnida, Aranei) of the "Askaniya-Nova" Reserve] // Fauna i ekologiya paukov. Perm: Perm Univ. (for 1994). P.89–98 [in Russian].
- Polchaninova N.Yu. 1996. [Peculiarities of the biological [sic!] arrangement of herpetobiont spiders of the steppe zone of Ukraine] // Problemy pochvennoy zoologii. Materialy dokladov Pervogo Vseross. soveshch., sent. 1996. Rostov-na-Donu. P.119–121 [in Russian].
- Polchaninova N.Yu. 1997. [Herpetobiont spiders of the Ivano-Rybal'chanskiy Division of Chernomorskiy Reserve] // Izvestiya Kharkovskogo entomol. obshchestva. Vol.5. No.1. P.131–139 [in Russian, with English summary].
- Polchaninova N.Yu. 1998. [Addition to the spider (Araneae) fauna of the Ivano-Rybal'chanskiy Division of Chernomorskiy Reserve] // Entomologiya v Ukrayini (Pratsi 5 z'izdu Ukrayins'kogo entomologichnogo tovaristva, 7–11 veresnya 1998 r., m. Kharkiv) // Vestnik zoologii. Otd.vyp. No.9. P.148–150 [in Russian].
- Polchaninova N.Yu. 2001. [Fauna and population of spiders (Aranei) of Zorinskiy Division of Tsentral'no-Chernozomy-niy Reserve] // Prirodnye usloviya i biologicheskoe raznobra-zie Zorinskogo zapovednogo uchastka v Kurskoi oblasti. Trudy Tsentral'no-Chernozomy-nogo gos. zapovednika. No.17. P.249–255 [in Russian].
- Polchaninova N.Yu., Prisada I.A. 1995. [Spiders in the ladder of nestlings of the white-collared flycatcher (*Ficedula albicollis* Temm.) in oak forests of the Kharkov Area] // Izvestiya Kharkovskogo entomol. obshchestva. Vol.2 (for 1994). No.1. P.146–149 [in Russian, with English summary].
- Polyaniy A.B., Lagunov A.V. 1992. [Spiders of the herbaceous stratum of meadows of the Ilmensky Reserve] // Chlenistonogie okhanyaemykh territoriy Chelyabinskoi oblasti. Sverdlovsk: Ural Branch, USSR Acad. Sci. P.30–41 [in Russian].
- Prisnyi A.V. 1993. [Structure of araneocomplexes in biocenoses of the southern forest-steppe and its bioindication properties] // Izvestiya Kharkovskogo entomol. obshchestva. Vol.1. No.2. P.114–124 [in Russian, with English summary].
- Prokopenko E.V. 1999a. [Spider (Aranei) fauna of Stanichno-Luganskiy Branch of Luganskiy State Nature Steppe Reserve] // Izvestiya Khar'kovskogo Entomol. Obshch. Vol.6 (for 1998). No.2. P.105–110 [in Russian].
- Prokopenko E.V. 1999b. [Peculiarities of spider (Aranei) complex-

- es of rock wastes in Donetsk Town] // *Izvestiya Khar'kovskogo Entomol. Obshch.* Vol.7. No.2. P.71–78 [in Russian, with English summary].
- Prokopenko E.V. 2000. [Peculiarities of structure of biotical [sic!] distribution of araneofauna of maritime habitats in Northern Priazov'ye] // *Aktual'nye voprosy sovremennoi biologii. Materialy Pervoi respublikanskoj konferentsii molodykh uchenykh Kryma (Simferopol, 18 maya 2000)*. Simferopol: Tavriya Publ. P.89–91 [in Russian].
- Prószyński J., Starega W. 1971. Pająki – Aranei // *Katalog fauny Polski*. Warszawa. Cz.33. 382 s.
- Pupiska F. 1939. Clubionidae, Drassidae i Dysderidae (Arachn.) okolic Wilna // *Prace Towarz. przy. nauk Wiln.* T.13. No.45. P.1–33.
- Rakauskas R.P. 1985. [Entomophages of aphids of fruit and berry cultures in Lithuanian SSR] // *Mekhanizmy reguljatsii chislennosti fitofagov. Acta entomol. Lithuanica*. Vol.8. P.58–69 [in Russian, with Lithuanian and English summaries].
- Relys V. 1994. Unkommentierte Liste der Spinnen Litauens (Araneae) // *Arachnol. Mitt.* H.7. S.1–19.
- Relys V. 1995. Some rare and zoogeographical remarkable spider species from Lithuania [abstract] // *Proc. 15th Europ. Colloq. Arachnology*. Ed. V. Růžička. Česká Budějovice: Inst. of Entomology. P.230.
- Relys V., Dapkus D. 2001. Epigeic spider (Arachnida, Araneae) communities in exploited peatbogs of Lithuania // *Norw. J. Entomol.* Vol.48. No.1. P.153–160.
- Relys V., Dapkus D. 2002. Similarities between epigeic spider communities in a peatbog and surrounding pine forest: a study from southern Lithuania // S. Toft, N. Scharff (eds.). *European Arachnology 2000. Proc. 19th Europ. Colloq. of Arachnology, Århus 17–22 July 2000*. Århus. P.207–214.
- Relys V., Koponen S., Dapkus D. 2002. Annual differences and species turnover in peat bog spider communities // *J. Arachnol.* Vol.30. No.2. P.416–424.
- Romanenko V.N. 1998. [Species composition of spiders (Arachnida, Aranei) in several forest biotopes in southern taiga of West Siberia] // *Biologičeskoe raznoobrazie zhivotnykh Sibiri. Materialy nauchnoj konferentsii, posvyashchennoj 110-letiyu nachala reguljarnykh zoologičeskikh issledovanij i zoologičeskogo obrazovanija v Sibiri, Tomsk, 28–30 okt. 1998*. Tomsk: Tomsk State Univ. et al. P.91–95 [in Russian].
- Romanenko V.N., Lukyantsjev S.V. 1995. [Terrestrial spider fauna of meadow habitats in the south of Tomsk Area] // *Prirodokompleks Tomskoi oblasti*. Tomsk: Tomsk State Univ. Publ. Vol.2. *Biologičeskije i vodnye resursy*. P.80–83 [in Russian].
- Roșca A. 1941. Araignée de Bessarabie // *Anal. Acad. Române. Mem. Seco. științ.* Ser.3. Vol.15 (1939–1940). P.389–406.
- Rudnikova E.V. 1994. [Spiders of the Krasnolimanskiy District, Donetsk Area] // *Chlenistonogie estestvennykh i tekhnogenykh landshaftov Donbassa*. Donetsk: Donetsk. Univ. P.34–39. Deposited in Ukrainian GNTB, Kiev. 25.11.94, No.2231-Ук94 [in Russian].
- Rudnikova E.V. 1995. [To the fauna of spiders (Aranei) of rock wastes of Donetsk Town] // *Voprosy ekologii i fauny Donbassa*. Sbornik 1. P.49–52. Deposited in Ukrainian GNTB, Kiev. 29.11.95, No.2504-Ук95 [in Russian].
- Rybalov L.B. 1991. [A comparative characteristics of the soil mesofauna population in eutrophic bogs and boggy forests of the Prioksko-Terrasnyy Reserve] // *Izuchenie sistem Prioksko-Terrasnogo gosud. biosfernogo zapovednika. Pushchino*. P.88–120 [in Russian].
- Rybalov L.B., Marusik Yu.M., Tanasevitch A.V., Koponen S., Vorobiyova I.G. 2002. [Spiders (Aranei) of Yenisei River middle flow and environs of Mirmoe Field Station] // E.E. Syroechkovskiy, E.V. Rogacheva (eds.). *Izuchenie biologičeskogo raznoobrazija na Eniseiskom ekologičeskome transekte. Zhivotnyy mir*. Moscow. P.72–95 [in Russian].
- Schenkel E. 1936. Schwedisch-chinesische wissenschaftliche Expedition nach den nordwestlichen Provinzen Chinas. Araneae // *Ark. f. zool.* Bd.29A. H.1. S.1–314.
- Seifulina R.R. 2002. [Araneocomplex of agroecosystems and its spatial-temporal structure (Moscow Area and Krasnodar Province taken as examples)]. Autoreferate of the Thesis of Candidate (Ph.D.) of Biological Sci. Degree. Moscow. 22 p. [in Russian].
- Seifulina R.R., Chernyshev V.B. 2001. [Spiders (Arachnida, Araneae) of herb layer of Podmoskovie agroecosystems (species composition, spatial distribution and seasonal dynamics)] // *Zool. zhurn.* Vol.80. No.10. P.1178–1188 [in Russian, with English summary].
- Sharov A.A., Izhevskiy S.S., Prokofyeva E.A., Mikhailov K.G. 1984. [Spiders — predators of *Hyphantria cunea* in the south of the USSR European part] // *Zool. Zhurn.* Vol.63. No.3. P.392–398 [in Russian, with English summary].
- Shavanova T. 1995. The spider fauna (Arachnida: Aranei) in various types of pine forests in the Berezinsky State Biosphere Reserve, Belarus // *Proc. 15th Europ. Colloq. Arachnology*. Ed. V. Růžička. Česká Budějovice: Inst. of Entomology. P.162–168.
- Sidorenko M.V. 1998. [Spiders (Arachnidae [sic!], Aranei) of the “Chavash Varmane” National Park] // *Entomologičeskije issledovanija v Chuvashii. Materialy Pervoi [1.] Respublikanskoj entomologičeskoi konferentsii, Cheboksary, Chuvashskaya respublika, 24–25 okt. 1997*. Cheboksary: Chuvashian State Pedagogical Inst. P.85–87 [in Russian].
- Sidorenko M.V., Dunin P.M. 1997. [To the fauna and ecology of spiders (Arachnidae [sic!], Aranei) of Chuvashia] // *Fauna i ekologija zhivotnykh natsion. parka “Chavash varmane” (Chuvashskaya Respublika)*. Cheboksary. No.1. P.9–22 [in Russian].
- Sokolov I.I. 1960. [A study of nucleal structures in spiders (Araneina). I. Karyological peculiarities in the spermatogenesis] // *Voprosy tsitologii i protistologii*. Leningrad: AN SSSR Publ. P.160–186 [in Russian].
- Sokolov I.I. 1962. [A study of nucleal structures in spiders. II. Sex chromosomes] // *Tsitologija*. Vol.4. No.6. P.617–625 [in Russian].
- Song D.X., Zhu M.S., Chen J. 1999. The spiders of China. Shijiazhuang: Hebei Science and Technology Publishing House. 640 pp. + pl.1–4.
- Song D.X., Zhu M.S., Gao S.S., Guan J.D. 1991. [Six species of clubionid spiders (Araneae, Clubionidae) from China] // *J. Xinjiang Univ.* Vol.8. No.2. P.66–72 [in Chinese, with English summary].
- Šternbergs M.T. 1988. [Materials on the spider fauna of the Primorye Province] // *Fauna i ekologija paukoobraznykh*. Perm: Perm Univ. P.92–97 [in Russian].
- Tanasevitch A.V. 1999. Chapter 8. The effect of metallurgic smelter pollution on spider communities (Arachnida, Araneae): preliminary observations // R.O. Butovsky, N.M. van Straalen (eds.). *Population-induced changes in soil invertebrate food-webs*. Report D99017. Dept. of Ecology & Ecotoxicology, Vrije Univ. Amsterdam-Moscow. Vol.2. P.89–94.
- Thaler K. 1981. Bemerkenswerte Spinnenfunde in Nordtirol (Österreich) (Arachnida: Aranei) // *Veröff. Tirol. Landesmuseum Ferdinandeum*. Jg.61. S.105–150.
- Trilikauskas L.A. 2001. Notes on the spider fauna (Aranei) of the upper reaches of Bureya River (Khabarovsk Province) // *Arthropoda Selecta*. Vol.9 (for 2001). No.3. P.215–220.
- Tsellarius A.Yu. 1993. [Spiders of Kivach Reserve. An annotated list of species] // *Flora i fauna zapovednikov*. Moscow. No.51. 32 pp. [in Russian].
- Ukhova N.L. 2001. [Population structure and numerosity of soil mesofauna in native and derivative habitats of Visimskiy Reserve] // Yu.F. Marin (ed.). *Issledovanija etalonnykh prirodnykh kompleksov Urala. Materialy nauchnoj konferentsii, posvyashchennoj 30-letiyu Visimskogo zapovednika*. Ekaterinburg: Ekaterinburg Publ. P.409–439 [in Russian].
- Ukhova N.L., Eshunin S.L. 1996. [To the arachnid (Arachnida) fauna of Visimskiy Reserve] // *Problemy zapovednogo dela. 25 let Visimskomu zapovedniku (Materialy nauchnoj konferentsii)*. Tez. dokl. Ekaterinburg: Ekaterinburg Publ. P.110–112 [in Russian].

- Uzenbaev S.D. 1992. [Population structure and seasonal dynamics of numerosity of spiders of a green moss spruce forest] // Fauna i ekologiya paukov, skorpionov i lozhnoskorpionov SSSR. Trudy Zool. Inst. AN SSSR. Vol.226 (for 1990). P.4–11 [in Russian, with English summary].
- Valenta V., Kašarskyte R. 1990. [Spiders (Aranei) inhabiting Lithuanian pine communities] // Lietuvos TSR aukštųjų mokyklų mokslo darbai. Biologija. Vol.28. Zoologija, Biochemija, Biofizika. Vilnius: Mokslas. P.3–11 [in Lithuanian, with Russian and English summaries].
- Vilbaste A. 1974. [On the spider fauna on the islets of Väinameri] // Loodusvaatlusi 1973. Tallinn. 1 vihik. Lk.132–145 [in Estonian, with English summary].
- Vilbaste A. 1993. [Spiders (Aranei) of the Viidumäe State Nature Reserve] // Eesti Teaduste Akadeemia Toimetised. Biologia. Kd.42. No.3. Lk.201–212 [in Estonian, with English summary].
- Vilkas A. 1992. The check-list of spiders (Arachnida, Araneae) of Lithuania // New and rare for Lithuania insect species. Records and descriptions of 1992. Vilnius: Inst. of Ecology. P.101–112.
- Woźny M. 1995. Spiders (Aranei) collected in Guba Chupa region (N. Karelia, Russia) // Acta Univ. Wratislaviensis. No.1744 (Prace zoologiczne). P.37–45.
- Wunderlich J. 1994. Beschreibung der bisher unbekanntenen Spinnen-Art *Clubiona pseudoneglecta* der Familie der Sackspinnen aus Deutschland (Arachnida: Araneae: Clubionidae) // Entomol. Z. Bd.104. H.8. S.157–160.
- Wunderlich J., Schuett K. 1995. Beschreibung der bisher verkannten Sackspinnen-Art *Clubiona frisia* n.sp. aus Europa (Arachnida: Araneae: Clubionidae) // Entomol. Z. Bd.105. H.1/2. S.10–17.
- Zhang G.R. 1991. A revision of two species of the genus *Clubiona* // Sichuan J. Zool. Vol.10. No.4. P.9–11 [in Chinese].
- Zhang G.R. 1992. Six new species of spider of the genus *Clubiona* (Araneae: Clubionidae) from China // Korean Arachnol. Vol.8. No.1/2. P.47–65.
- Zhang G.R. 1993. Three new species of spiders of the genus *Clubiona* from China (Araneae: Clubionidae) // Acta zootaxon. sin. Vol.18. No.2. P.162–168 [in Chinese, with English summary].
- Zhang G.R., Chen J. 1993. A new species of the genus *Clubiona* from China (Araneae: Clubionidae) // Acta zootaxon. sin. Vol.18. No.3. P.306–308.
- Zheltukhina V.I. 1995. [Effect of sanitary fellings on the structure of spider population in the southern taiga subzone] // Fauna i ekologiya paukov. Perm: Perm Univ. (for 1994). P.79–89 [in Russian].
- Zhu C.D., Yu F.L. 1982. [A new species of Theridiidae and description of the female spider of *Clubiona mandschurica* Schenkel (Araneae: Clubionidae)] // J. Bethune Med. Univ. Vol.8. No.4. P.60–61 [in Chinese].
- Zhukovets E.M. 1997. [Class Arachnids — Arachnida. Order Spiders — Aranei] // Bespozvonochnye natsional'nogo parka "Pripyatskiy" [Invertebrates of "Pripyatskiy" National Park]. Minsk: Inst. zool. Belarus' Acad. Sci.; Entomol. Society of Belarus'. P.22–29 [in Russian].
- Zonshtein S.L., Gromov A.V., Zyuzin A.A., Ovchinnikov S.V. 1996. [Class Arachnida — terrestrial arachnids. Order Araneae — spiders] // Kadastr geneticheskogo fonda Kyrghyzstana [Genetical fund cadastre of Kyrghyzstan]. Vol.2. Bishkek: Biologo-pochvenniy Inst. et al. P.132–153 [in Russian].